



THE ADITYA BIRLA PUBLIC SCHOOL

BHUBANESWAR

ANNUAL PEDAGOGICAL PLAN

SESSION :2023-24

LKG



“Education is the most powerful weapon which you can use to change the world.”

– Nelson Mandela

MY SCHOOL



ADDRESS: THE ADITYA BIRLA PUBLIC SCHOOL
12 Khata, Village- Nijigarh Kurki, Tehsil- Pipli,
District- Puri, Bhubaneswar. Pin Code- 752050

WEBSITE: www.abpsbhubaneswar.in

E-MAIL: tabpsbbsr@gmail.com

OUR SCHOOL TEAM

CLASS TEACHER


- Name- Ms Meera Pandey
- Contact Number  - 9027247048
- E-mail id  - meera.abpsbhubaneswar@gmail.com

SUBJECT TEACHERS



Dance

- Name- Ms Namrata Gupta
- Contact Number  - 9827934858
- E-mail id  - namratagupta.abpsbhubaneswar@gmail.com

Music

- Name- Mr Gyaneshwar Pandey
- Contact Number  - 9540598057
- E-mail id  - gyan.abpsbhubaneswar@gmail.com

PRINCIPAL

- Name- Mr. L N Dash
- Contact Number  - 6370774005
- E-mail id  - laxmi.dash@adityabirla.com

OFFICE

- Name- Mr. Narasingha Sahu, Admin Officer
- Contact Number  - 7978492354
- E-mail id  - narasingh.abpsbhubaneswar@gmail.com

- Name- Mr. Prithwiraj Sarkar, Accountant
- Contact Number  - 8895765154
- E-mail id  - prithwiraj.abpsbhubaneswar@gmail.com

Dear Parents,

Greetings from The Aditya Birla Public School Bhubaneswar!

The children are required to bring the following things to school every day.

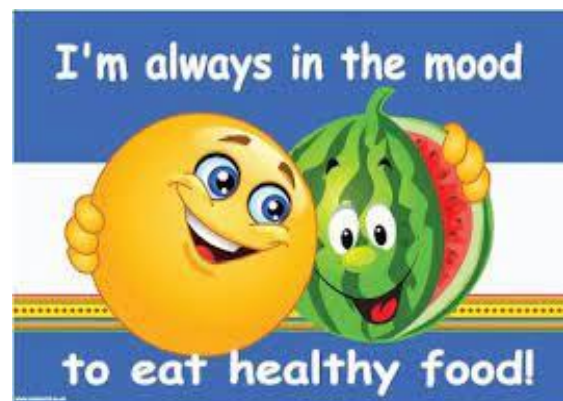
- The School Almanac
- Healthy snacks in the **Snack Box** and a **spill proof Water Bottle**
- Label all your ward's belongings to facilitate identification.
- A set of clothes in a labelled packet for change, if required.
- Two **Handkerchiefs**.
- Children should not come to school wearing valuable ornaments.
- The school shall not be responsible for any loss or theft of such items.

ABPS

Your involvement can spark enthusiasm in your ward and help teach the most important lesson of all, that learning can be fun and is well worth the effort.



©DESIGNALIF

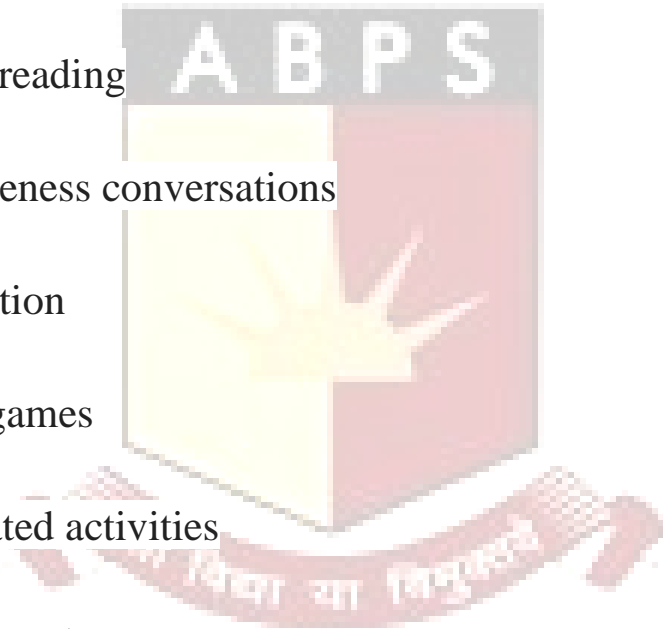



FOR THE PARENTS

The Parents are requested to follow the prescribed Play Class curriculum and help the child with revision work at home regularly.


Following activities can be adopted at home to facilitate the child in easy learning: -


- Story telling
- Picture book reading
- General awareness conversations
- Rhyme recitation
- Educational games
- Art/ craft related activities
- Clay modelling etc.



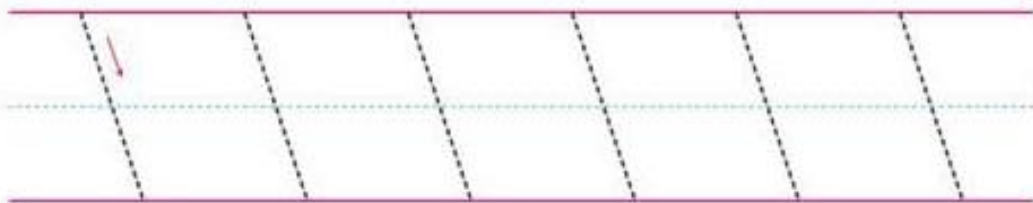
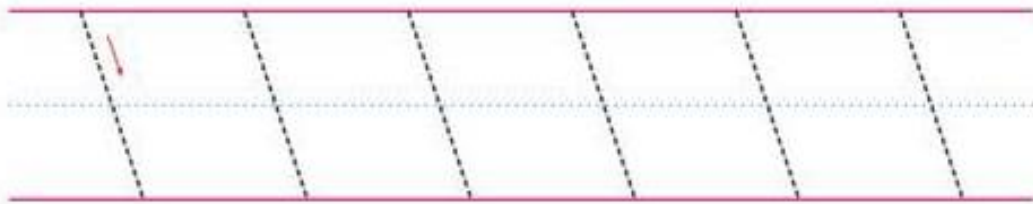
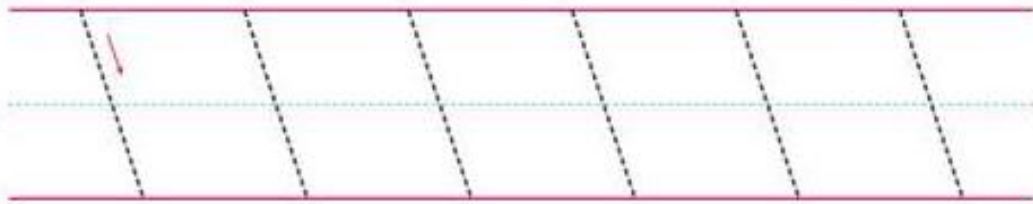
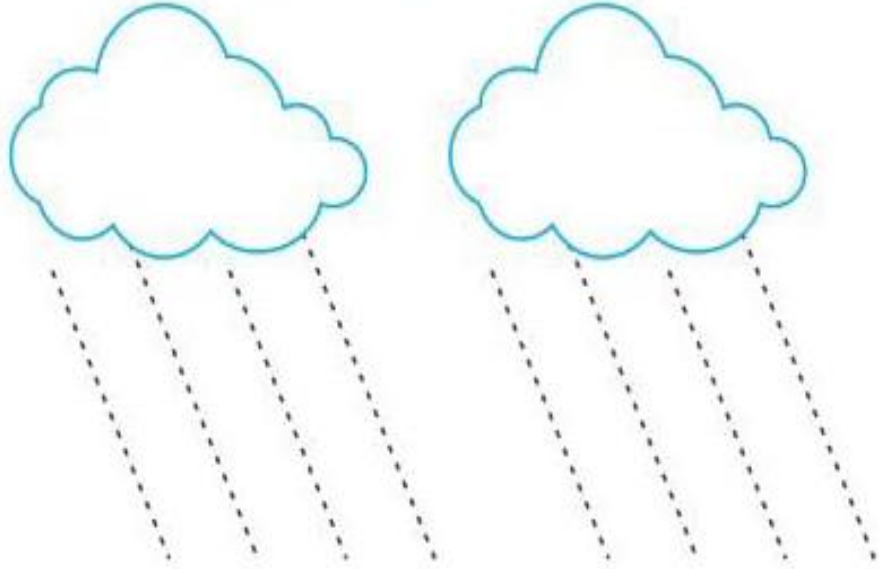



Tracing Lines





SLANTING LINES





CAPITAL LETTERS

A B C D E F G H I

Blank handwriting practice lines for letters A through I, consisting of a solid top line, a dashed middle line, and a solid bottom line.

J K L M N O P Q R

Blank handwriting practice lines for letters J through R, consisting of a solid top line, a dashed middle line, and a solid bottom line.

S T U V W X Y Z

Small Letters

a b c d

e f g h i

j k l m

n o p q

r s t u v

w x y z

COLOUR THE PICTURES









OUR TEXT BOOKS







SL NO	SUBJECT	TEXT BOOK	PUBLISHER
1	ENGLISH	1. Wonder Box (Course book and work book) 2. Wonder Box (Rhymes) 3. Wonder Box (Stories)	Oxford University Press
		Graded Cursive Writing Book- A	Macmillan
2	MATHS	1. Wonder Box (Course book and work book)	Oxford University Press
3	GENERAL AWARENESS	1. Wonder Box (Course book and work book)	Oxford University Press
4	HINDI	Swar Gyan	Full Marks
		Vyanjan Gyan	
5	Art and Craft	Wonder Box Art and Craft	Oxford University Press





OUR TEXT BOOKS





Alphabet Song with Phonetics

I spy with my little eye something beginning with A and the sound is a-/a/! for ant angry ant. I see an angry ant that's what begins with A.

B says /b/! - for busy bee

C says /k/!- for curly crisp

D says /d/!- for dancing doll

E says /e/!- for Easter egg

F says /f/!- for freckled frog

G says /g/!- for goat on the grass

H says /h/!- for hat on a hook

I says /i/!-for itchy insect

J says /j/!- for juice in a jug

K says /k/!- for kettle in the kitchen

L says /l/!- for light in the lamp

M says /m/!- for milking maid

N says /n/!- for nine nippy newts

O says /k/!- for obstinate ox

P says /p/!- for penny purse

Q says /q/!- for quiet queen

R says /r/!- for ruby ring

S says /s/!- for spade and sand

T says /t/!- for train and track

U says /u/!- for umbrella and up













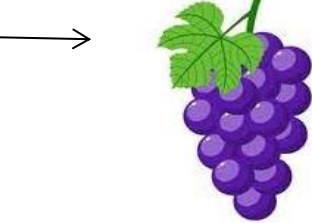

V says /v/!- for van and village








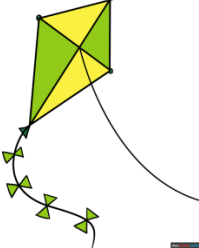
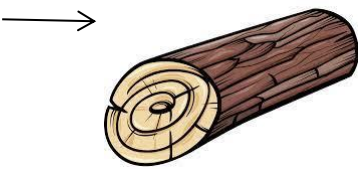



W says /w/!- for wizard and wand

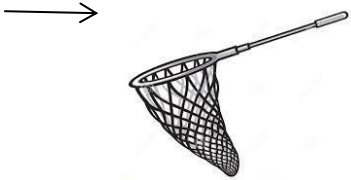













X says /x/!- for fox and box










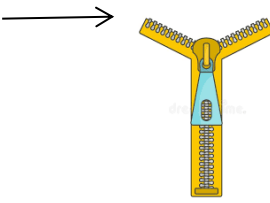

Z says /z/!- for zebra



A	 <p>a for apple</p>  <p>a for ant</p>
B	 <p>b for bat</p>  <p>b for ball</p>
C	 <p>c for cat</p>  <p>c for cup</p>
D	 <p>d for duck</p>  <p>d for doll</p>
E	 <p>e for egg</p>  <p>e for elephant</p>
F	 <p>f for fan</p>  <p>f for fish</p>
G	 <p>g for grapes</p>  <p>g for goat</p>

H	 <p>h for hen</p>  <p>h for helicopter</p>
I	 <p>i for inkpot</p>  <p>i for ice-cream</p>
J	 <p>j for jug</p>  <p>j for joker</p>
K	 <p>k for king</p>  <p>k for kite</p>
L	 <p>l for log</p>  <p>l for lion</p>
M	 <p>m for mug</p>  <p>m for mango</p>

N	 <p>n for net</p>	 <p>n for nose</p>
O	 <p>o for orange</p>	 <p>o for octopus</p>
P	 <p>p for pen</p>	 <p>p for parrot</p>
Q	 <p>q for queen</p>	 <p>q for quill</p>
R	 <p>r for rat</p>	 <p>r for rose</p>
S	 <p>s for sun</p>	 <p>s for star</p>
T	 <p>t for tub</p>	 <p>t for tortoise</p>

U	  <p>u for umbrella u for unicorn</p>
V	  <p>v for van v for violin</p>
W	  <p>w for wall w for watch</p>
X	  <p>x for x-mas tree x for xylophone</p>
Y	  <p>y for yacht y for yarn</p>
Z	  <p>z for zip z for zebra</p>



"If a child cannot learn in the way we teach, we must teach in a way the child can learn."

- Unknown



Aims and Objectives

The curriculum developed for Classes Play class to UKG aims at helping the child to unfold his/her talents, to facilitate and guide the child to sharpen his mental and physical abilities. It helps to enhance the learning, speaking, writing and listening skills of the child.

The programme is based on a child - centred approach where in through play-way the basic concepts are taught. The main emphasis is placed on the child's experiences and interaction.

A typical day in Classes Play Group to UKG starts with the morning prayer followed by a 15 minutes free/ general conversation session during which the children will get an opportunity to share their experiences at home and outside the school. During this time, major news items at national level as well as the school and family related issues will be discussed.

At the end of each day, 15 minutes will be devoted to rhyme and story-telling sessions. A general conversation based on the topic of the month is also done. The general conversation also includes moral education, vocabulary building and other relevant topics.

All the festivals will be discussed with the children as and when they occur. How and why they are celebrated will be discussed along with their significance. The syllabus thus aims at an all-round personality development to guide the child to develop himself as a better human being.






SUBJECT	CONCEPT
ENGLISH(WRITTEN/ORAL)	<ol style="list-style-type: none"> Workbook (Page 7- 19) Coursebook (9 – 13) <ul style="list-style-type: none"> I can draw my lines Let us colour I know my letter sounds: A a I know my letter sounds: B b I know my letter sounds: C c I know my letter sounds: D d
GRADED CURSIVE WRITING	Page No- 1 <ul style="list-style-type: none"> Scribble Away
CONVERSATION	<ul style="list-style-type: none"> My self Concept of I Ex. (1) I am a girl. (2) I speak in English Concept of We Ex. (1) We read in L.K.G (2) We are friends Use of magic words as – please, excuse me, sorry Words from A to F
RHYMES	Wonder Box- Rhymes (Page 5,6) <ul style="list-style-type: none"> Marry had a little lamb Clap Clap everybody clap
MATHS(ORAL/WRITTEN)	<ol style="list-style-type: none"> Workbook (Page no 7 – 11) Coursebook (Page no 13 - 16) <ul style="list-style-type: none"> Comparisons Pre- Number concepts
GENERAL AWARENESS	<ol style="list-style-type: none"> Workbook (Page no 7 – 9) Course book (Page no 15- 20) <ul style="list-style-type: none"> Colours around me It's me and my family I Am Smartly Turned Out
HINDI(WRITTEN/ORAL)	स्वर ज्ञान <ul style="list-style-type: none"> आओ दोहराएँ (अ से अः) व्यंजन ज्ञान <ul style="list-style-type: none"> आओ दोहराएँ (क से झ)
ART AND CRAFT	Wonder Box (Page no 7- 10) <ul style="list-style-type: none"> Aa for Apple Beautiful, Blue butterflies Caterpillar, caterpillar Dots of Dd
ACTIVITY	<ul style="list-style-type: none"> Fork painting (Flower) Tear and Paste (Red colour)



SUBJECT	CONCEPT
ENGLISH(WRITTEN/ORAL)	<ol style="list-style-type: none"> 1. Workbook (Page 22-32) 2. Coursebook (13 –19) <ul style="list-style-type: none"> • I can draw my lines • Let us colour • I know my letter sounds: E e • I know my letter sounds: F f • I know my letter sounds: G g • I know my letter sounds: H h
GRADED CURSIVE WRITING	<p>Page No- 2,3</p> <ul style="list-style-type: none"> • Anticlockwise movement • Straight line and Anticlockwise movement
CONVERSATION	<ul style="list-style-type: none"> • How I spend my holidays • Concept of I Ex. (1) I am a girl. (2) I speak in English • Concept of We Ex. (1) We read in L.K.G (2) We are friends • Use of magic words as – please, excuse me, sorry • Words from A - F
RHYMES	<ul style="list-style-type: none"> • Wonder Box (Page 7,8,9) • Humpty Dumpty • A Trip to the Zoo • 1,2,3,4,5
MATHS(ORAL/WRITTEN)	<ol style="list-style-type: none"> 1. Workbook (Page no 12-28) 2. Coursebook (Page no (17 – 29) <ul style="list-style-type: none"> • Comparisons • I know my Number 1 • I know my Number 2
GENERAL AWARENESS	<ol style="list-style-type: none"> 1. Workbook (Page no 10 – 15) 2. Course book (Page no 21- 22) <ul style="list-style-type: none"> • My Family • My Home • Colours and Patterns
HINDI(WRITTEN/ORAL)	<p>स्वर ज्ञान</p> <ul style="list-style-type: none"> • अ आ (Page 8-11) <p>व्यंजन ज्ञान</p> <ul style="list-style-type: none"> • व्यंजन अभ्यास (Page 5-9)
ART AND CRAFT	<p>Wonder Box (Page no 11- 13)</p> <ul style="list-style-type: none"> • Eggs on 'E' • Pretty Flowers • Green Grass
ACTIVITY	<ul style="list-style-type: none"> • Story telling (Elephant) • Father's Day celebration • Mother's Day celebration • Self-introduction



SUBJECT	CONCEPT
ENGLISH(WRITTEN/ORAL)	1. Workbook (Page 36-45) 2. Coursebook (20-23) I can draw my lines <ul style="list-style-type: none"> • Let us colour • I know my letter sounds: I i • I know my letter sounds: J j • I know my letter sounds: K k • I know my letter sounds: L l
RHYMES, STORIES	Wonder Box Book of Rhymes: Page 10,11) <ul style="list-style-type: none"> • Five Little Birds • This is the Way (Book of Stories: (Page 5, 9) • Kind Jumbo • Little Red Riding Hood
MATHS(ORAL/WRITTEN)	1. Workbook (Page no 29-43) 2. Coursebook (Page no (30 – 33) <ul style="list-style-type: none"> • I know my Number 3 • I know my Number 4 • I know my Number 5 • The Number 0
GENERAL AWARENESS	1. Workbook (Page no 16 - 17) 2. Course book (Page no 23- 25) <ul style="list-style-type: none"> • My School • My Classroom • My Gardens of Good Manners
HINDI(WRITTEN/ORAL)	स्वर ज्ञान <ul style="list-style-type: none"> • इ, ई (Page 12-15) • व्यंजन ज्ञान (Page 10-11) • सही वर्ण पर गोला लगाएं • रंग भरो
ART AND CRAFT	Wonder Box (Page no 14-16) <ul style="list-style-type: none"> • My Home • Tiny Insects • Jug of Juice
ACTIVITY	<ul style="list-style-type: none"> • Blue Day celebration • Rainbow Regalia • Boat making activity

August

SUBJECT	CONCEPT
ENGLISH(WRITTEN/ORAL)	<ol style="list-style-type: none"> 1. Workbook (Page 47-53) 2. Coursebook (24-29) <ul style="list-style-type: none"> • Let us colour • I know my letter sounds: L l • I know my letter sounds: M m • I know my letter sounds: N n
RHYMES, STORIES	<p>Wonder Box Book of Rhymes: Page 12,13)</p> <ul style="list-style-type: none"> • Traffic Lights • Baa Baa Black Sheep <p>(Book of Stories: (Page 13, 17)</p> <ul style="list-style-type: none"> • The Ant and the Grasshopper • The Baby who loved Pickles
MATHS(ORAL/WRITTEN)	<ol style="list-style-type: none"> 1. Workbook (Page no 44-51) 2. Coursebook (Page no (34 – 38) <ul style="list-style-type: none"> • Let's review • Patterns : (Circle, Square, Triangle, Rectangle) • Numbers Practice 1-5
GENERAL AWARENESS	<ol style="list-style-type: none"> 1. Workbook (Page no 18 -20) 2. Course book (Page no 26- 28) <ul style="list-style-type: none"> • Let's Review • Integrated Activity • My Body, Hygiene • Safety
HINDI(WRITTEN/ORAL)	<p>स्वर ज्ञान</p> <ul style="list-style-type: none"> • इ, ई (Page 16-19) • व्यंजन ज्ञान (Page 18-23) <p>घ ड.</p> <ul style="list-style-type: none"> • अभ्यास
ART AND CRAFT	<p>Wonder Box (Page no 17-20)</p> <ul style="list-style-type: none"> • Flying a Kite with K • Leaves on L • Snow on the Mountain • Night Sky
ACTIVITY	<ul style="list-style-type: none"> • Rakhi making activity • Rhyme Recitation



SUBJECT	CONCEPT
ENGLISH(WRITTEN/ORAL)	3. Workbook (Page 56-63) 4. Coursebook (30-32) <ul style="list-style-type: none"> I know my letter sounds: O o I know my letter sounds: P p I know my letter sounds: Q q
RHYMES, STORIES	Wonder Box Book of Rhymes: (Page 14) <ul style="list-style-type: none"> The Wheels on the Bus (Book of Stories: (Page 13, 17) <ul style="list-style-type: none"> The Ant and the Grasshopper The Baby who loved Pickles
MATHS(ORAL/WRITTEN)	1. Workbook (Page no 52-55) 2. Coursebook (Page no (39 – 44) <ul style="list-style-type: none"> Let's review Patterns Ordinal Numbers Spatial Relations Numbers Practice 1-10
GENERAL AWARENESS	1.Workbook (Page no 21 -26) 2. Course book (Page no 29- 31) <ul style="list-style-type: none"> Let's Review Integrated Activity I love My Fruits Vegetables are Healthy
HINDI(WRITTEN/ORAL)	स्वर ज्ञान <ul style="list-style-type: none"> इ, ई (Page 20-22) व्यंजन ज्ञान (Page 24-27) <ul style="list-style-type: none"> च छ अभ्यास
ART AND CRAFT	Wonder Box (Page no 21-23) <ul style="list-style-type: none"> With the Octopus I Love Popcorn Her Majesty
ACTIVITY	<ul style="list-style-type: none"> Fruit Day celebration Flute, Matki making and decoration Yellow Day celebration



SUBJECT	CONCEPT
ENGLISH(WRITTEN/ORAL)	1. Workbook (Page 66-71) 2. Coursebook (33-37) <ul style="list-style-type: none"> I know my letter sounds: R r I know my letter sounds: S s
RHYMES, STORIES	Wonder Box Book of Rhymes: (Page 15,16) <ul style="list-style-type: none"> Up in the Blue Sky Five little Monkeys (Book of Stories: (Page 22,27) Buzz the Bee The Two Brothers
MATHS(ORAL/WRITTEN)	1. Workbook (Page no 52-55) 2. Coursebook (Page no (39 – 44) <ul style="list-style-type: none"> Let's review Patterns Ordinal Numbers Spatial Relations More Numbers 11-20
GENERAL AWARENESS	1.Workbook (Page no 28 -34) 2. Course book (Page no 32- 37) <ul style="list-style-type: none"> I love My Food Seasons Healthy and Unhealthy Food Flowers
HINDI(WRITTEN/ORAL)	स्वर ज्ञान <ul style="list-style-type: none"> ए ऐ ओ औ (Page 24-31) व्यंजन ज्ञान (Page 24-33) <ul style="list-style-type: none"> च छ ज झ दो अक्षर वाले शब्द अभ्यास
ART AND CRAFT	Wonder Box (Page no 24-27) <ul style="list-style-type: none"> Rainbow Crawly Snake Leaves on the Tree
ACTIVITY	<ul style="list-style-type: none"> Food Day celebration English Story telling activity Tortoise making activity

November



SUBJECT	CONCEPT
ENGLISH(WRITTEN/ORAL)	1. Workbook (Page 73-79) 2. Coursebook (38-40) <ul style="list-style-type: none"> • I know my letter sounds: T t • I know my letter sounds: U u • I know my letter sounds: V v
RHYMES, STORIES	Wonder Box Book of Rhymes: (Page 17,18) <ul style="list-style-type: none"> • Two Little Dicky Birds • Ten Green Bottles (Book of Stories: (Page 33,39) <ul style="list-style-type: none"> • The Lion and the Mouse • Fishing is Fun
MATHS(ORAL/WRITTEN)	1. Workbook (Page no 56-65) 2. Coursebook (Page no (45 – 56) <ul style="list-style-type: none"> • First, Second Third • Before After Between • I know my Numbers- 6-10 • More Numbers 21-30
GENERAL AWARENESS	1. Workbook (Page no 35 -39) 2. Course book (Page no 38- 44) <ul style="list-style-type: none"> • Insects • I Love Birds • Domestic Animals
HINDI(WRITTEN/ORAL)	स्वर ज्ञान <ul style="list-style-type: none"> • अं (Page 23,33) व्यंजन ज्ञान (Page 46-59) <ul style="list-style-type: none"> • ट से न तक • अभ्यास दो अक्षर वाले शब्द अभ्यास
ART AND CRAFT	Wonder Box (Page no 27- 29) <ul style="list-style-type: none"> • It's Raining • Flowers in a Vase • Cool Watermelon
ACTIVITY	<ul style="list-style-type: none"> • Orange Day celebration • Fancy Dress activity

DECEMBER

SUBJECT	CONCEPT
ENGLISH(WRITTEN/ORAL)	3. Workbook (Page 82-85) 4. Coursebook (41-43) <ul style="list-style-type: none"> I know my letter sounds: W w I know my letter sounds: X x
RHYMES, STORIES	Wonder Box Book of Rhymes: (Page 19,20,21) <ul style="list-style-type: none"> The Mango Tree Kookaburra Kind Old Man (Book of Stories: (Page 44) The Hare and the Tortoise
MATHS(ORAL/WRITTEN)	1. Workbook (Page no 66-74) 2. Coursebook (Page no (57 – 65) <ul style="list-style-type: none"> Getting ready for Addition Data Handling Getting Ready for Subtraction More Numbers 31-40
GENERAL AWARENESS	1.Workbook (Page no 40 -44) 2. Course book (Page no 45- 52) <ul style="list-style-type: none"> Wild Animals Travelling is Fun Our Community Helpers
HINDI(WRITTEN/ORAL)	स्वर ज्ञान अ: (Page 34) व्यंजन ज्ञान (Page 60-80) प से व तक <ul style="list-style-type: none"> अभ्यास दो एवं तीन अक्षर वाले शब्द अभ्यास
ART AND CRAFT	Wonder Box (Page no 30, 31) <ul style="list-style-type: none"> The Letter X Yellow Yo-yo
ACTIVITY	<ul style="list-style-type: none"> Kite Making activity Story telling

JANUARY

SUBJECT	CONCEPT
ENGLISH(WRITTEN/ORAL)	1.Workbook (Page 86-88) 2. Coursebook (44-55) <ul style="list-style-type: none"> I know my letter sounds: Y y I know my letter sounds: Z z
RHYMES, STORIES	Wonder Box Book of Rhymes: (22, 23, 24) <ul style="list-style-type: none"> Little Bo Peep Finger Family Little Jack Horner (Book of Stories: (Page 53) The Cap Seller and the Monkeys
MATHS(ORAL/WRITTEN)	1.Workbook (Page no 75-88) 2.Coursebook (Page no 66 – 72) <ul style="list-style-type: none"> Let’s Review More Numbers 41-50 Who Am I
GENERAL AWARENESS	1.Workbook (Page no 45 -48) 2. Course book (Page no 53- 56) <ul style="list-style-type: none"> Day and Night Festivals Let’s Review
HINDI(WRITTEN/ORAL)	स्वर ज्ञान अः (Page 35) व्यंजन ज्ञान (Page 82-97) <ul style="list-style-type: none"> श से श्र तक अभ्यास दो एवं तीन अक्षर वाले शब्द अभ्यास
ART AND CRAFT	Wonder Box (Page no 32) <ul style="list-style-type: none"> Zebra Strips Let’s Review
ACTIVITY	<ul style="list-style-type: none"> Kite Making activity Story telling

February

SUBJECT	CONCEPT
ENGLISH (Written and Oral)	<ol style="list-style-type: none"> 1. Revision time 2. Rhyming words
RHYMES	<ol style="list-style-type: none"> 1. Finger Family 2. The Cap Seller and the Monkeys
MATHS (Written and Oral)	<ol style="list-style-type: none"> 1. Fun activity using different shapes 2. Revision counting 3. Revision of numbers
GENERAL AWARENESS	<ol style="list-style-type: none"> 1. Colours and patterns 2. My Family 3. My Home
HINDI (Written and Oral)	स्वर व्यंजन अभ्यास
ART & CRAFT	<ol style="list-style-type: none"> 1. Own choice 2. Revision
ACTIVITY	<ol style="list-style-type: none"> 1. Story – The Tortoise and the Cranes

THE ADITYA BIRLA PUBLIC SCHOOL BHUBANESWAR

ASSESSMENT PATTERN

SESSION 2023-24

CLASS- LKG		
ASSESSMENT-I	ASSESSMENT-II	ASSESSMENT-III
September	November	March
50 Marks	50 Marks	50 Marks
Written - 25 Marks	Written - 25 Marks	Written - 25 Marks
Oral- 25 Marks	Oral- 25 Marks	Oral- 25 Marks



INTRA CLASS ACTIVITY SCHEDULE FOR PPW

SESSION 2023-24

CLASS- LKG

SL NO.	Name of the Activity	Date	Day
1	Green Day celebration/ Earth Day	21.04.2023	Friday
2	Alphabet Day	29.04.2023	Saturday
3	Mother's Day	12.05.2023	Friday
4	Father's Day	17.06.2023	Wednesday
5	Sanskrit Shloka	24.06.2023	Saturday
6	Van Mahotsav Day	08.07.2023	Saturday
7	Hindi Rhymes Recitation	12.07.2023	Wednesday
8	Blue Day (Rainbow Regalia)	15.07.2023	Saturday
9	English Rhymes Recitation	09.08.2023	Wednesday
10	Sports and Fitness Week	23.08.2023 to 29.08.2023	Wednesday to Tuesday
11	Fruits day Celebration	02.09.2023	Saturday
12	Teacher's Day and Janmashtami	05.09.2023	Tuesday
13	Yellow Day Celebration	16.09.2023	Saturday
14	World Food Day	16.10.2023	Monday
15	English Story Telling	01.11.2023	Wednesday
16	Orange Day	11.11.2023	Saturday
17	Children's Day(Fancy Dress)	14.11.2023	Tuesday
18	Hindi Story Telling(Kahe Kahani)	02.12.2023	Saturday
19	Community helpers day	16.12.2023	Saturday
20	Red Day(Christmas Celebration)	23.12.2023	Saturday
21	Grand Parents Day	06.01.2024	Saturday
22	Pink Day Celebration	20.01.2024	Saturday
23	Mother Language Day Celebration	21.02.2024	Wednesday

Our e-library

1. <https://youtube.com/watch?v=h4eueDYPTIg&feature=share>
2. <https://youtube.com/watch?v=9f9bjE032x0&feature=share>
3. <https://youtube.com/watch?v=tWe93wO0VmE&feature=share>
4. <https://youtube.com/watch?v=tWe93wO0VmE&feature=share>
5. <https://youtu.be/CkRdvGmcCBE>
6. https://youtu.be/aH1gx9_c2yY
7. <https://youtu.be/fHqjNHxmB7c>
8. <https://youtube.com/watch?v=hq3yfQnllfQ&feature=share>
9. https://youtu.be/LWd_z7upri8
10. <https://youtu.be/CkRdvGmcCBE>



**THE ADITYA BIRLA PUBLIC SCHOOL
BHUBANESWAR**

**LIST OF HOLIDAYS
April 2023 - March 2024**

Sl. No.	Occasion	No of Days	Month	Day	Date
1.	Utkal Divas	0	April	Sat	01.04.2023
2.	Good Friday	1	April	Fri	07.04.2023
3.	Ambedkar Jayanti	1	April	Fri	14.04.2023
4.	Id-ul-Fitr	1	April	Sat	22.04.2023
5.	Buddha Purnima	1	May	Fri	05.05.2023
6.	Rath Yatra	1	June	Tue	20.06.2023
7.	Id-ul-Zuha	1	June	Thu	29.06.2023
8.	Muharram	1	July	Sat	29.07.2023
9.	Independence Day	0	August	Tue	15.08.2023
10.	Raksha Bandhan	1	August	Wed	30.08.2023
11.	Teacher's Day	0	Sept.	Tue	05.09.2023
12.	Krishna Janmashtami	1	Sept.	Wed	06.09.2023
13.	Ganesh Chaturthi	1	Sept.	Tue	19.09.2023
14.	Nuakhai	1	Sept.	Wed	20.09.2023
15.	Id-e-Milad	1	Sept.	Thu	28.09.2023
16.	Gandhi Jayanti	0	October	Mon	02.10.2023
17.	Kumar Purnima	1	October	Sat	28.10.2023
18.	Deepawali	1	November	Sun	12.11.2023
19.	Govardhan Puja	1	November	Mon	13.11.2023
20.	Children's Day	0	November	Tue	14.11.2023
21.	Guru Nanak Jayanti	1	November	Mon	27.11.2023
22.	Prathamastami	1	December	Tue	05.12.2023
23.	Makar Sankranti	1	January	Mon	15.01.2024
24.	Netaji Jayanti		January	Tue	23.01.2024
25.	Republic Day		January	Fri	26.01.2024
26.	Saraswati Puja	0	February	Wed	14.02.2024
27.	Mahashivratri	1	March	Fri	08.03.2024
28.	Holi	1	March	Mon	25.03.2024

Note:

1. Extra classes for Class- X and XII will be conducted during the winter break.
2. Islamic holidays are subject to appearance of the moon.
3. SL No. 1, 9, 11, 16, 20, 24, 25 & 26 will be celebrated in the school

VACATIONS & BREAKS

S. No.	Vacation	Starts	Ends	School Reopens	No of Days
1.	Summer Break	22.05.2023	15.06.2023	16.06.2023	25
2.	Autumn Break	21.10.2023	25.10.2023	26.10.2023	05
3.	Winter Break	25.12.2023	01.01.2024	02.01.2024	08



PRAYER BEFORE FOOD

Thank you, God, for the world so sweet,
Thank you, God, for the food we eat,
Thank you, God, for the birds that sing,
Thank you, God, for the everything.

PRAYER AFTER CLASS

O my God, teach me to love you with all my heart.
Help me to fight on the times of temptation d when I feel afraid.
Bless me with knowledge and understanding.
Bless my country, my teachers, my brothers, sisters and friends.



सर्वधर्मप्रार्थना

ॐ ततसतश्रीनारायणतूपुरुषोत्तमगुरुतू,
सिद्धबुद्धतू, स्कन्दविनायकसवितापावकतू,
ब्रह्ममजदतू, यहवशक्तितू, ईशपिताप्रभुतू,
रुद्रविष्णुतू, रामकृष्णतू, रहीमताओतू,
वासुदेवगोविश्वरूपतू, चिदानंदहरितू,
अद्वितीयतू, अकालनिर्भय, आत्मलिंगशिवतू,

ॐ ततसतश्रीनारायणतू- 3



प्रार्थना

पितुमातुसहायकस्वामीसखा
तुमहीएकनाथहमारेहो
जिनकेकछुऔरआधारनहीं
तिनकेतुमहीरखवारेहो
प्रतिपालकरोसिगरेजगको
अतिशयकरुणाउरधारेहो
भूलेहैंहमतुमकोतुमतो
हमरीसुधिनाहिबिसारेहो



Manners Songs and Poems

Magic Words

There are three little magic words
That will open any door with ease
Two little words are "Thank you!"
And the other little word is "Please!"

ABPS

Manners

We say, "Thank you."
We say, "Please."
We don't interrupt or tease.
We don't argue. We don't fuss.
We listen when folks talk to us.
We share our toys and take our turn.
Good manners aren't too hard to learn.
It's really easy, when you find.
Good manners means
JUST BEING KIND!

Getting Along (rhyme)

We know how to get along
Every single day.
We take turns and share a lot
While we work and play.

Share your Toys (sung to row, row, row your boat)

Share, Share, share your toys,
Share them with your friends
It's so much fun to share your toys,
Sharing has no end.

