



ADITYA BIRLA GROUP

THE ADITYA BIRLA PUBLIC SCHOOL

BHUBANESWAR

ANNUAL PEDAGOGICAL PLAN

SESSION :2023-24

PLAY CLASS



“Education is the most powerful weapon which you can use to change the world.”

– Nelson Mandela

MY SCHOOL



ADDRESS: THE ADITYA BIRLA PUBLIC SCHOOL
12 Khata, Village- Nijigarh Kurki, Tehsil- Pipli,
District- Puri, Bhubaneswar. Pin Code- 752050

WEBSITE: www.abpsbhubaneswar.in

E-MAIL: tabpsbbsr@gmail.com

OUR SCHOOL TEAM

CLASS TEACHER

- Name- Ms Geeta Singh
- Contact Number ☎ - 9011197568
- E-mail id ✉ - geetasinghabpsbhubaneswar@gmail.com

SUBJECT TEACHER

All Subjects

- Name- Ms Mamata Raj
- Contact Number ☎ - 9692529398
- E-mail id ✉ - rajmamata.abpsbhubaneswar@gmail.com

PRINCIPAL

- Name- Mr. L N Dash
- Contact Number ☎ - 6370774005
- E-mail id ✉ - laxmi.dash@adityabirla.com

OFFICE

- Name- Mr. Narasingha Sahu, Admin Officer
- Contact Number ☎ - 7978492354
- E-mail id ✉ - narasingh.abpsbhubaneswar@gmail.com

- Name- Mr. Prithwiraj Sarkar, Accountant
- Contact Number ☎ - 8895765154
- E-mail id ✉ - prithwiraj.abpsbhubaneswar@gmail.com

Dear Parents,

Greetings from The Aditya Birla Public School Bhubaneswar!

The children are required to bring the following things to school every day.

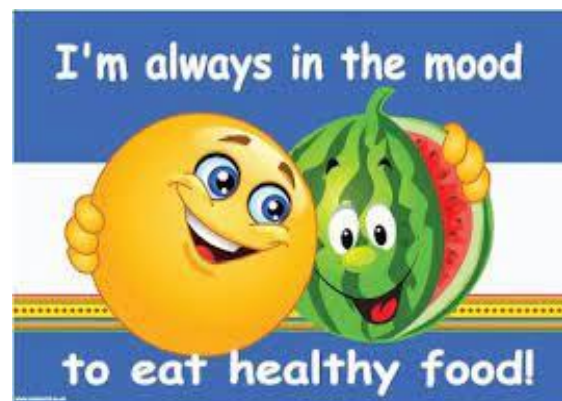
- The School Almanac
- Healthy snacks in the **Snack Box** and a **spill proof Water Bottle**
- Label all your ward's belongings to facilitate identification.
- A set of clothes in a labelled packet for change, if required.
- Two **Handkerchiefs**.
- Children should not come to school wearing valuable ornaments.
- The school shall not be responsible for any loss or theft of such items.

ABPS

Your involvement can spark enthusiasm in your ward and help teach the most important lesson of all, that learning can be fun and is well worth the effort.



©DESIGNALII





FOR THE PARENTS

The Parents are requested to follow the prescribed Play Class curriculum and help the child with revision work at home regularly.


Following activities can be adopted at home to facilitate the child in easy learning: -


- Story telling
- Picture book reading
- General awareness conversations
- Rhyme recitation
- Educational games
- Art/ craft related activities
- Clay modelling etc.



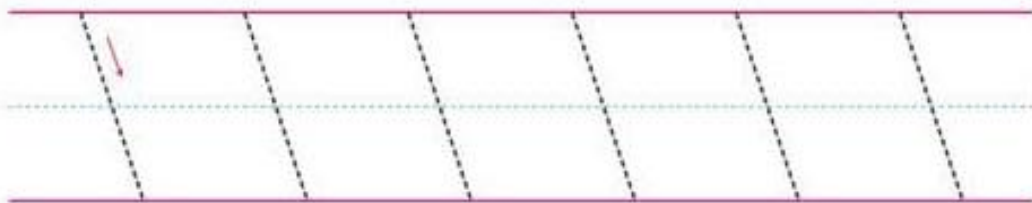
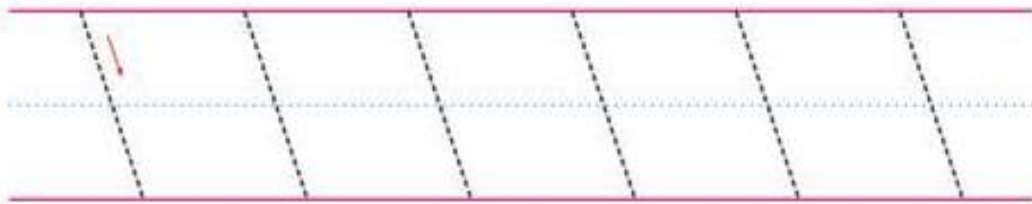
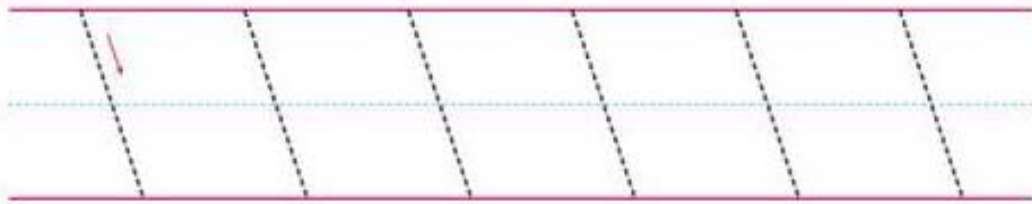
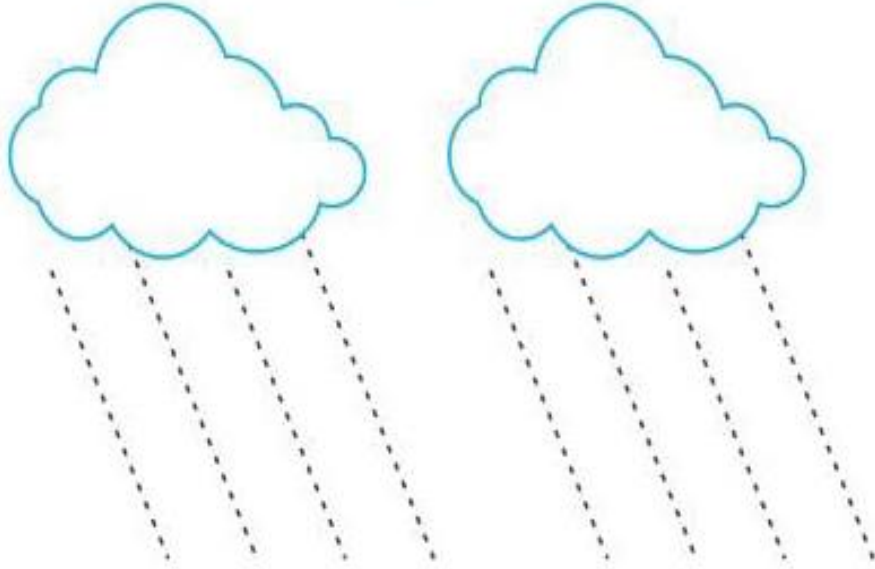



Tracing Lines





SLANTING LINES





CAPITAL LETTERS

A B C D E F G H I


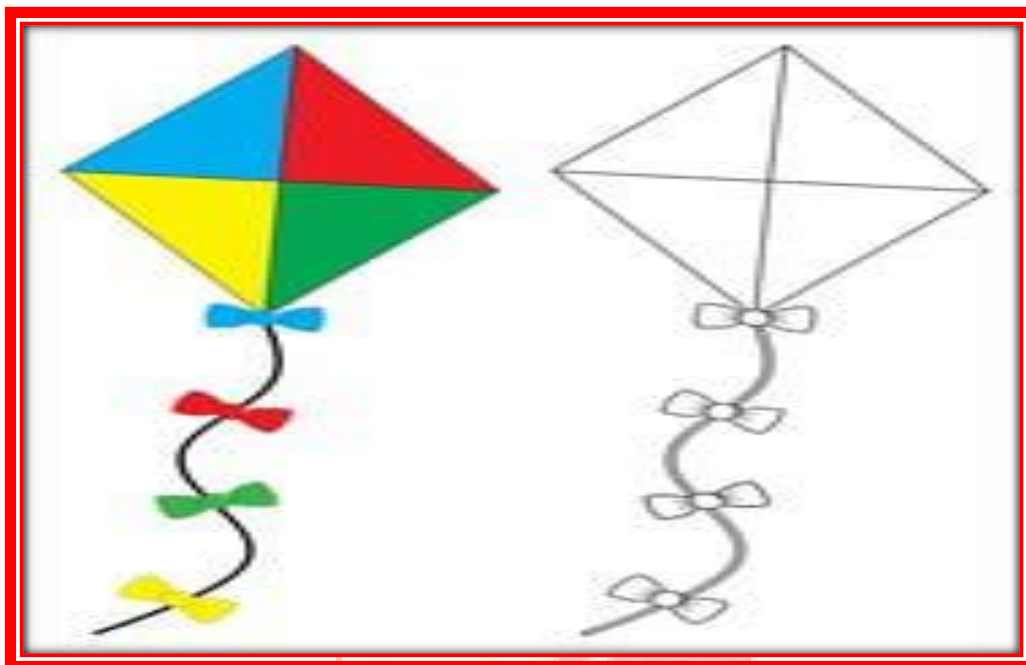
Blank handwriting practice lines with a solid top line, a dashed middle line, and a solid bottom line.

J K L M N O P Q R

Blank handwriting practice lines with a solid top line, a dashed middle line, and a solid bottom line.

S T U V W X Y Z

COLOUR THE PICTURES

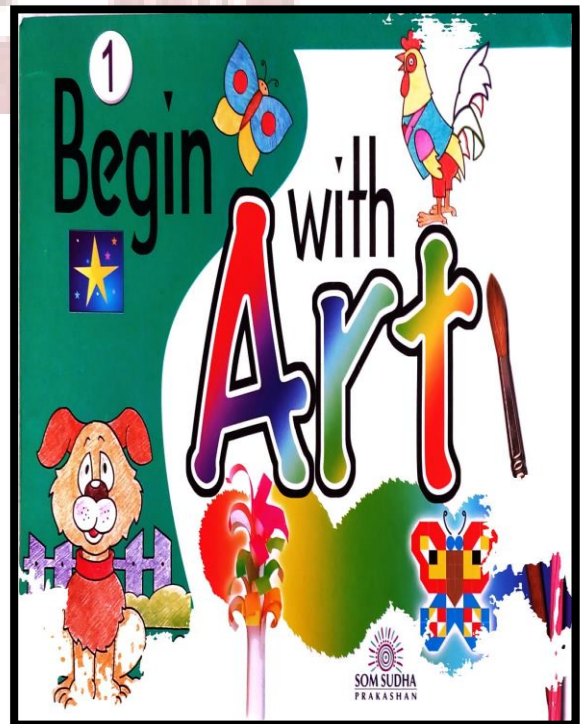





OUR TEXT BOOKS

SL NO	SUBJECT	TEXT BOOKS	PUBLISHERS
1	ENGLISH	MY ALPHABET ACTIVITY	SOM SUDHA PRAKASHAN
2	RHYMES	RHYMES FOR TODDLERS	WONDER KIDS
3	MATHS	MATHS ACTIVITY	RURU BOOKS INTERNATIONAL
4	ART	BEGIN WITH ART	SOM SUDHA PRAKASHAN



OUR TEXT BOOKS



Alphabet Song with Phonetics

I spy with my little eye something beginning with A and the sound is a-/a!/ for ant angry ant. I see an angry ant that's what begins with A.

B says /b!/ - for busy bee

C says /k!/- for curly crisp

D says/d!/- for dancing doll

E says /e!/- for Easter egg

F says /f!/- for freckled frog

G says/g!/- for goat on the grass

H says /h!/- for hat on a hook

I says /i!/-for itchy insect

J says /j!/- for juice in a jug

K says /k!/- for kettle in the kitchen

L says /l!/- for light in the lamp

M says /m!/- for milking maid

N says/n!/- for nine nippy newts

O says/k!/- for obstinate ox

P says/p!/- for penny purse

Q says /q!/- for quiet queen

R says /r!/- for ruby ring

S says/s!/- for spade and sand

T says /t!/- for train and track

U says/u!/- for umbrella and up













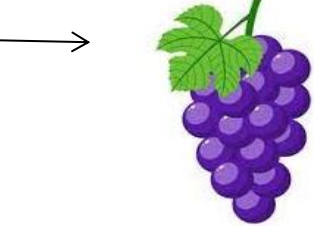

V says /v!/- for van and village





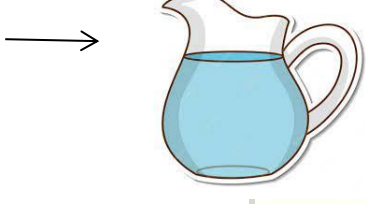


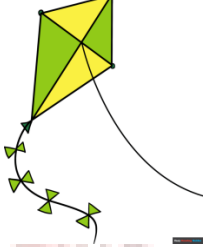




W says /w!/- for wizard and wand

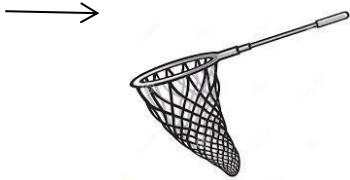



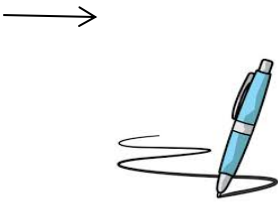



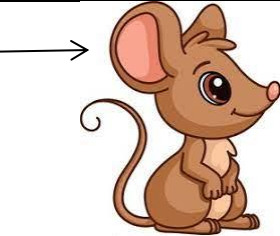





X says /x!/- for fox and box











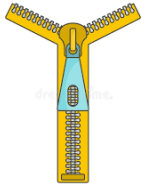

Z says /z!/- for zebra



A	 <p>a for apple</p>  <p>a for ant</p>
B	 <p>b for bat</p>  <p>b for ball</p>
C	 <p>c for cat</p>  <p>c for cup</p>
D	 <p>d for duck</p>  <p>d for doll</p>
E	 <p>e for egg</p>  <p>e for elephant</p>
F	 <p>f for fan</p>  <p>f for fish</p>
G	 <p>g for grapes</p>  <p>g for goat</p>

H	 <p>h for hen</p>  <p>h for helicopter</p>
I	 <p>i for inkpot</p>  <p>i for ice-cream</p>
J	 <p>j for jug</p>  <p>j for joker</p>
K	 <p>k for king</p>  <p>k for kite</p>
L	 <p>l for log</p>  <p>l for lion</p>
M	 <p>m for mug</p>  <p>m for mango</p>

N	 <p>n for net</p>	 <p>n for nose</p>
O	 <p>o for orange</p>	 <p>o for octopus</p>
P	 <p>p for pen</p>	 <p>p for parrot</p>
Q	 <p>q for queen</p>	 <p>q for quill</p>
R	 <p>r for rat</p>	 <p>r for rose</p>
S	 <p>s for sun</p>	 <p>s for star</p>
T	 <p>t for tub</p>	 <p>t for tortoise</p>

<p>U</p>	<p>→</p>  <p>u for umbrella</p>  <p>u for unicorn</p>
<p>V</p>	<p>→</p>  <p>v for van</p>  <p>v for violin</p>
<p>W</p>	<p>→</p>  <p>w for wall</p>  <p>w for watch</p>
<p>X</p>	<p>→</p>  <p>x for x-mas tree</p>  <p>x for xylophone</p>
<p>Y</p>	<p>→</p>  <p>y for yacht</p>  <p>y for yarn</p>
<p>Z</p>	<p>→</p>  <p>z for zip</p>  <p>z for zebra</p>



“If a child cannot learn in the way we teach, we must teach in a way the child can learn.”

- Unknown



Aims and Objectives

The curriculum developed for Classes Play class to UKG aims at helping the child to unfold his/her talents, to facilitate and guide the child to sharpen his mental and physical abilities. It helps to enhance the learning, speaking, writing and listening skills of the child.

The programme is based on a child - centred approach where in through play-way the basic concepts are taught. The main emphasis is placed on the child's experiences and interaction.

A typical day in Classes Play Group to UKG starts with the morning prayer followed by a 15 minutes free/ general conversation session during which the children will get an opportunity to share their experiences at home and outside the school. During this time, major news items at national level as well as the school and family related issues will be discussed.

At the end of each day, 15 minutes will be devoted to rhyme and story-telling sessions. A general conversation based on the topic of the month is also done. The general conversation also includes moral education, vocabulary building and other relevant topics.

All the festivals will be discussed with the children as and when they occur. How and why they are celebrated will be discussed along with their significance. The syllabus thus aims at an all-round personality development to guide the child to develop himself as a better human being.






SUBJECT	CONCEPT
ENGLISH (Written and Oral)	1. Tracing of Standing Lines. 2. Tracing of Sleeping Lines. 3. Oral- A to E (Alphabet).
CONVERSATION	1. Good Manners
RHYMES	1. God Bless 2. Twinkle Twinkle
MATHS (Written and Oral)	1. Counting of Objects. 2. Counting of numbers. 1-5(Oral)
GENERAL AWARENESS	1. Parts of the body 2. Myself
ART & CRAFT	1. Colouring a balloon. 2. Colouring a flower.
ACTIVITY	SEARCH HUNT 1. Finding out the colours 2. 2.Finding out the animals



ENGLISH (ORAL)	<ul style="list-style-type: none"> • Recognition and identification of pictures of the alphabets.
WRITTEN:	Strokes:- <ul style="list-style-type: none"> • Standing line • Sleeping line • Alphabet formation and writing L, T, I.
MATHS CONCEPTS/ ORAL	<ul style="list-style-type: none"> • Same or Different • Big and Small • Heavy and Light • Longest and Shortest • Tallest and Shortest • Numbers
WRITTEN	<ul style="list-style-type: none"> • Numbers 1 and 2
RHYMES	<ul style="list-style-type: none"> • God bless... • A, B, C Tumble down D.... • Enny, Meeny, Miney, mo
GENERAL AWARENESS	<ul style="list-style-type: none"> • Myself
MY ALPHABET ACTIVITY PAGES	<ul style="list-style-type: none"> • Page no- 2 to 8 • Page no- 24 to 29
MATHS ACTIVITY PAGES	<ul style="list-style-type: none"> • Page no- 5 to 9
SENTENCE STRUCTURE	<ul style="list-style-type: none"> • My name is • I am a boy/girl. • I study in play class. • The name of my school is Aditya Birla Public School.
ART & CRAFT	<ul style="list-style-type: none"> • ART Ferry wheel. Page no-1 Colour the square. Page no-2 Colour the Kite. Page no-3 • CRAFT Thumb impression Grapes. Page no-29



ENGLISH (ORAL)	<ul style="list-style-type: none"> • Recognition and identification of pictures of the alphabets.
WRITTEN:	Strokes:- <ul style="list-style-type: none"> • Slanting line • Alphabet formation and writing – E, F, H, A, M, V, W
MATHS CONCEPTS/ ORAL	<ul style="list-style-type: none"> • Missing Part • Curved Lines • Same or identical • More or Less • More Objects • Numbers
WRITTEN	<ul style="list-style-type: none"> • Numbers 3 and 4
RHYMES	<ul style="list-style-type: none"> • Little boy sunny • Oh! My! My! • Twinkle Twinkle little star
GENERAL AWARENESS	<ul style="list-style-type: none"> • Names of Fruits. • Names of Colours.
MY ALPHABET ACTIVITY PAGES	<ul style="list-style-type: none"> • Page no-17 to 20, 30 to 51
MATHS ACTIVITY PAGES	<ul style="list-style-type: none"> • Page no – 12 to 14
SENTENCE STRUCTURE	<ul style="list-style-type: none"> • Mango is the king of fruits • An Apple a day keeps doctor away. • Rainbow has 7 colours.
ART & CRAFT	<ul style="list-style-type: none"> • ART Coloring of Circle. Page no-4 Colour the Ball. Page no-5 Colour the pictures. Page no-19 • CRAFT Collage of apple page no-30 Cotton pasting Rabbit page no-32

August

ENGLISH (ORAL)	<ul style="list-style-type: none"> • Recognition and identification of pictures of the alphabets.
WRITTEN:	Strokes:- <ul style="list-style-type: none"> • Curve line • Alphabet formation and writing – P,B,R,D,C,O.
MATHS CONCEPTS/ ORAL	<ul style="list-style-type: none"> • One to One • Collections • Shapes- Circle, Square, Rectangle, Triangle, Oval, Star • Numbers
WRITTEN	<ul style="list-style-type: none"> • Numbers 5, 6, 7
RHYMES	<ul style="list-style-type: none"> • Rain Rain Go Away • Nancy's Pussy Cat • Ratty Fatty Rat
GENERAL AWARENESS	<ul style="list-style-type: none"> • Names of Vegetables • Names of Trees
MY ALPHABET ACTIVITY PAGES	<ul style="list-style-type: none"> • Page no – 52 to 67
MATHS ACTIVITY PAGES	<ul style="list-style-type: none"> • Page no – 15 to 22
SENTENCE STRUCTURE	<ul style="list-style-type: none"> • We should eat vegetables regularly. • We get fruits, medicines and wood from tree.
ART & CRAFT	<ul style="list-style-type: none"> • ART Colour the triangle page no -6 Colourful house page no -9 Dotted elephant page no -8 • CRAFT Pluck and paste stickers in outline of Kite page no -11



ENGLISH (ORAL)	<ul style="list-style-type: none"> • Recognition and identification of pictures of the alphabets.
WRITTEN:	<ul style="list-style-type: none"> • Alphabet formation and writing – Q, G, N, K, X
MATHS CONCEPTS/ ORAL	<ul style="list-style-type: none"> • Shapes around us. • Stick on • Count Us • Colouring Fun • Numbers
WRITTEN	<ul style="list-style-type: none"> • Numbers 8, 9 and 10
RHYMES	<ul style="list-style-type: none"> • Up in the Sky • Zip Zap • Colours
GENERAL AWARENESS	<ul style="list-style-type: none"> • Names of Flowers. • Names of Domestic Animals
MY ALPHABET ACTIVITY PAGES	<ul style="list-style-type: none"> • Page no -68 to 81
MATHS ACTIVITY PAGES	<ul style="list-style-type: none"> • Page no – 23 and 24, 31, 44 and 45
SENTENCE STRUCTURE	<ul style="list-style-type: none"> • Lotus is our national flower. • Domestic Animals are Cow, Goat and Sheep.
ART & CRAFT	<ul style="list-style-type: none"> • ART Colour the Vegetables page no-14 Colour the Car page no -15 Colour the Carpet page no -12 • CRAFT Pluck and Paste stickers on the boat page no- 20



ENGLISH (ORAL)	<ul style="list-style-type: none"> • Recognition and identification of pictures of the alphabets.
WRITTEN:	<ul style="list-style-type: none"> • Alphabet formation and writing – S, J, U, Y, Z
MATHS CONCEPTS/ ORAL	<ul style="list-style-type: none"> • Shapes and Numbers • Spot the Difference • What Comes Next? • Correct Number • Same Number • Trace the Path
WRITTEN	<ul style="list-style-type: none"> • Numbers 1 to 10
RHYMES	<ul style="list-style-type: none"> • A Little Lamb • Lucy Locket • Jack and Jill
GENERAL AWARENESS	<ul style="list-style-type: none"> • Means of Transport.
MY ALPHABET ACTIVITY PAGES	<ul style="list-style-type: none"> • Page no – 82 to 104
MATHS ACTIVITY PAGES	<ul style="list-style-type: none"> • Page no – 60, 61, 57, 58, 59, 63 and 64
SENTENCE STRUCTURE	<ul style="list-style-type: none"> • There are three ways of transport. They are by road, air and water.
ART & CRAFT	<ul style="list-style-type: none"> • ART Colour the Mango and an Apple a Peacock. Page no-10 and 13 • CRAFT National Flag page no - 16

November



ENGLISH (ORAL)	<ul style="list-style-type: none"> • Recognition and identification of pictures of the alphabets.
WRITTEN:	<ul style="list-style-type: none"> • Sequencing of alphabets A to Z
MATHS CONCEPTS/ ORAL	<ul style="list-style-type: none"> • Colouring Fun • What's Missing? • Increasing Order
WRITTEN	<ul style="list-style-type: none"> • Numbers 1 to 10
RHYMES	<ul style="list-style-type: none"> • Early to bed • My little teeth • Xmas
GENERAL AWARENESS	<ul style="list-style-type: none"> • Names of Food Grains • Parts of Body
MATHS ACTIVITY PAGES	<ul style="list-style-type: none"> • Page no – 46, 41, 55
SENTENCE STRUCTURE	<ul style="list-style-type: none"> • Head, eyes, nose, ears, arm, leg and hand are the parts of body. • We get many nutrients, fibre, B vitamins and minerals from grains.
ART & CRAFT	<ul style="list-style-type: none"> • ART Colour the picture. Page no – 21 and 22 • CRAFT Purse page no-25



ENGLISH (ORAL)	<ul style="list-style-type: none"> • Recognition and identification of pictures of the alphabets.
WRITTEN:	<ul style="list-style-type: none"> • Sequencing and practice of alphabets A to Z. • Practice of patterns
MATHS CONCEPTS/ ORAL	<ul style="list-style-type: none"> • Missing numbers • Joining numbers • Numbers of dots • Bead on abacus • How many?
WRITTEN	<ul style="list-style-type: none"> • Numbrs 1 to 10
RHYMES	<ul style="list-style-type: none"> • Jingle Bells • Traffic Light • Me, an apple • Cobbler, cobbler
GENERAL AWARENESS	<ul style="list-style-type: none"> • Names of the Fruits
MATHS ACTIVITY PAGES	<ul style="list-style-type: none"> • Page no -47 to 50 and 52
SENTENCE STRUCTURE	<ul style="list-style-type: none"> • Mango is the king of fruits. • An Apple a day keeps doctor away.
ART & CRAFT	<ul style="list-style-type: none"> • ART Colouring of numbers and fill the path. Page no -24 and 26 • CRAFT X-Mas Tree page no -7

JANUARY

ENGLISH (ORAL)	<ul style="list-style-type: none"> • Recognition and identification of pictures of the alphabets.
WRITTEN:	<ul style="list-style-type: none"> • Sequencing of alphabets A to Z. • Practice of patterns
MATHS CONCEPTS/ ORAL	<ul style="list-style-type: none"> • Stick On • Colour Time • Correct Number • Children's T-Shirt (Reverse number) • Rhyme Fun
WRITTEN	<ul style="list-style-type: none"> • Numbers 1 to 10 • Backward Numbers 10 to 1
RHYMES	<ul style="list-style-type: none"> • Story Telling • The Lion and the Mouse • Revision of Rhymes
GENERAL AWARENESS	<ul style="list-style-type: none"> • Good habits
MATHS ACTIVITY PAGES	<ul style="list-style-type: none"> • Page no – 38, 42, 43, 51, 56
SENTENCE STRUCTURE	<ul style="list-style-type: none"> • We should brush our teeth regularly. • We should wash our hands before and after food.
ART & CRAFT	<ul style="list-style-type: none"> • ART Colour the Cat and the Fish. Page no-28 and 31 Colour the Alphabets page no-18 Colour the Balloon page no-17 • CRAFT Palm outline duck page no-27 Paper folding Hut page no-25

February

ENGLISH (ORAL)	<ul style="list-style-type: none"> • Recognition and identification of pictures of the alphabets.
WRITTEN:	<ul style="list-style-type: none"> • Sequencing and writing practice of alphabets A to Z. • Practice of patterns
MATHS CONCEPTS/ ORAL	<ul style="list-style-type: none"> • Smaller Number • Smaller and bigger • Count and Write • Count and Match • Count and Circle
WRITTEN	<ul style="list-style-type: none"> • Numbers 1 to 10
RHYMES	<ul style="list-style-type: none"> • Revision of Rhymes • Story Telling- Two Silly Goats
GENERAL AWARENESS	<ul style="list-style-type: none"> • Revision of all topics.
MATHS ACTIVITY PAGES	<ul style="list-style-type: none"> • Page no-53, 54, 39 and 40
ART & CRAFT	<ul style="list-style-type: none"> • ART Shapes. • CRAFT Bindi pasting Watermelon

INTRA CLASS ACTIVITY SCHEDULE FOR PPW

SESSION 2023-24

CLASS- PLAY CLASS

SL NO.	Name of the Activity	Date	Day
1.	Green Day celebration/ Earth Day	21.04.2023	Friday
2.	Alphabet Day	29.04.2023	Saturday
3.	Mother's Day	12.05.2023	Friday
4.	Father's Day	17.06.2023	Wednesday
5.	Van Mahotsav Day	08.07.2023	Saturday
6.	Blue Day (Rainbow Regalia)	15.07.2023	Saturday
7.	English Rhymes Recitation	09.08.2023	Wednesday
8.	Sports and Fitness Week	23.08.2023 to 29.08.2023	Wednesday to Tuesday
9.	Fruits day Celebration	02.09.2023	Saturday
10.	Teacher's Day and Janmashtami	05.09.2023	Tuesday
11.	Yellow Day Celebration	16.09.2023	Saturday
12.	World Food Day	16.10.2023	Monday
13.	Orange Day	11.11.2023	Saturday
14.	Children's Day(Fancy Dress)	14.11.2023	Tuesday
15.	Community helpers day	16.12.2023	Saturday
16.	Red Day (Christmas Celebration)	23.12.2023	Saturday
17.	Grand Parents Day	06.01.2024	Saturday
18.	Pink Day Celebration	20.01.2024	Saturday
19.	Mother Language Day Celebration	21.02.2024	Wednesday

Our e-library

1. <https://youtube.com/watch?v=-eCppYiYHHg&feature=share>
2. <https://youtube.com/watch?v=BGnqAEOSceg&feature=share>
3. <https://youtube.com/watch?v=nVweLM3Y2bo&feature=share>
4. <https://youtube.com/watch?v=Qyp9sC4ROcE&feature=share>
5. <https://youtube.com/watch?v=FaeDafNNia8&feature=share>
6. <https://youtube.com/watch?v=qm1PhT5N3bs&feature=share>
7. <https://youtube.com/watch?v=LiD67tAmd98&feature=share>
8. <https://youtube.com/watch?v=JT0MmZcJ2Vw&feature=share>
9. <https://youtu.be/XkH2ghk8QEE>
10. <https://youtube.com/watch?v=RWir7ueMV1o&feature=share>
11. <https://youtube.com/watch?v=9f9bjE032x0&feature=share>
12. <https://youtube.com/watch?v=vOGFHzZx2gg&feature=share>

**THE ADITYA BIRLA PUBLIC SCHOOL
BHUBANESWAR**

**LIST OF HOLIDAYS
April 2023 - March 2024**

Sl. No.	Occasion	No of Days	Month	Day	Date
1.	Utkal Divas	0	April	Sat	01.04.2023
2.	Good Friday	1	April	Fri	07.04.2023
3.	Ambedkar Jayanti	1	April	Fri	14.04.2023
4.	Id-ul-Fitr	1	April	Sat	22.04.2023
5.	Buddha Purnima	1	May	Fri	05.05.2023
6.	Rath Yatra	1	June	Tue	20.06.2023
7.	Id-ul-Zuha	1	June	Thu	29.06.2023
8.	Muharram	1	July	Sat	29.07.2023
9.	Independence Day	0	August	Tue	15.08.2023
10.	Raksha Bandhan	1	August	Wed	30.08.2023
11.	Teacher's Day	0	Sept.	Tue	05.09.2023
12.	Krishna Janmashtami	1	Sept.	Wed	06.09.2023
13.	Ganesh Chaturthi	1	Sept.	Tue	19.09.2023
14.	Nuakhai	1	Sept.	Wed	20.09.2023
15.	Id-e-Milad	1	Sept.	Thu	28.09.2023
16.	Gandhi Jayanti	0	October	Mon	02.10.2023
17.	Kumar Purnima	1	October	Sat	28.10.2023
18.	Deepawali	1	November	Sun	12.11.2023
19.	Govardhan Puja	1	November	Mon	13.11.2023
20.	Children's Day	0	November	Tue	14.11.2023
21.	Guru Nanak Jayanti	1	November	Mon	27.11.2023
22.	Prathamastami	1	December	Tue	05.12.2023
23.	Makar Sankranti	1	January	Mon	15.01.2024
24.	Netaji Jayanti		January	Tue	23.01.2024
25.	Republic Day		January	Fri	26.01.2024
26.	Saraswati Puja	0	February	Wed	14.02.2024
27.	Mahashivratri	1	March	Fri	08.03.2024
28.	Holi	1	March	Mon	25.03.2024

Note:

1. Extra classes for Class- X and XII will be conducted during the winter break.
2. Islamic holidays are subject to appearance of the moon.
3. SL No. 1, 9, 11, 16, 20, 24, 25 & 26 will be celebrated in the school

VACATIONS & BREAKS

S. No.	Vacation	Starts	Ends	School Reopens	No of Days
1.	Summer Break	22.05.2023	15.06.2023	16.06.2023	25
2.	Autumn Break	21.10.2023	25.10.2023	26.10.2023	05
3.	Winter Break	25.12.2023	01.01.2024	02.01.2024	08



PRAYER BEFORE FOOD

Thank you, God, for the world so sweet,
Thank you, God, for the food we eat,
Thank you, God, for the birds that sing,
Thank you, God, for the everything.

PRAYER AFTER CLASS

O my God, teach me to love you with all my heart.
Help me to fight on the times of temptation and when I feel afraid.
Bless me with knowledge and understanding.
Bless my country, my teachers, my brothers, sisters and friends.



सर्वधर्मप्रार्थना

ॐ ततसतश्रीनारायणतूपुरुषोत्तमगुरुतू,
सिद्धबुद्धतू, स्कन्दविनायकसवितापावकतू,
ब्रह्ममजदतू, यहवशक्तितू, ईशपिताप्रभुतू,
रूद्रविष्णुतू, रामकृष्णतू, रहीमताओतू,
वासुदेवगोविश्वरूपतू, चिदानंदहरितू,
अद्वितीयतू, अकालनिर्भय, आत्मलिंगशिवतू,
ॐ ततसतश्रीनारायणतू- 3



प्रार्थना

पितुमातुसहायकस्वामीसखा
तुमहीएकनाथहमारेहो
जिनकेकछुऔरआधारनहीं
तिनकेतुमहीरखवारेहो
प्रतिपालकरोसिगरेजगको
अतिशयकरुणाउरधारेहो
भूलेहैंहमतुमकोतुमतो
हमरीसुधिनाहिबिसारेहो



Manners Songs and Poems

Magic Words

There are three little magic words
That will open any door with ease
Two little words are "Thank you!"
And the other little word is "Please!"

ABPS

Manners

We say, "Thank you."

We say, "Please."

We don't interrupt or tease.

We don't argue. We don't fuss.

We listen when folks talk to us.

We share our toys and take our turn.

Good manners aren't too hard to learn.

It's really easy, when you find.

Good manners means

JUST BEING KIND!

Getting Along (rhyme)

We know how to get along

Every single day.

We take turns and share a lot

While we work and play.

Share your Toys (sung to row, row, row your boat)

Share, Share, share your toys,

Share them with your friends

It's so much fun to share your toys,

Sharing has no end.

