



ADITYA BIRLA GROUP

THE ADITYA BIRLA PUBLIC SCHOOL

BHUBANESWAR

ANNUAL PEDAGOGICAL PLAN

SESSION :2023-24

UKG



“Education is the most powerful weapon which you can use to change the world.”

– Nelson Mandela

MY SCHOOL



ADDRESS: THE ADITYA BIRLA PUBLIC SCHOOL
12 Khata, Village- Nijigarh Kurki, Tehsil- Pipli,
District- Puri, Bhubaneswar. Pin Code- 752050

WEBSITE: www.abpsbhubaneswar.in

E-MAIL: tabpsbbsr@gmail.com

OUR SCHOOL TEAM

CLASS TEACHER

- Name- Ms Tamalika Ghosal
- Contact Number 📞 - 6370473887
- E-mail id ✉️ – ghosal31.abpsbhubaneswar@gmail.com

SUBJECT TEACHERS

Dance

- Name- Ms Namrata Gupta
- Contact Number 📞 - 9827934858
- E-mail id ✉️ – namratagupta.abpsbhubaneswar@gmail.com

Music

- Name- Mr Gyaneshwar Pandey
- Contact Number 📞 - 9540598057
- E-mail id ✉️ – gyan.abpsbhubaneswar@gmail.com

PRINCIPAL

- Name- Mr. Laxmi Narayan Dash
- Contact Number 📞 - 6370774005
- E-mail id ✉️ – laxmi.dash@adityabirla.com

OFFICE

- Name- Mr. Narasingha Sahu
- Contact Number 📞 - 7978492354
- E-mail id ✉️ – narasingh.abpsbhubaneswar@gmail.com

- Name- Mr. Prithwiraj Sarkar
- Contact Number 📞 - 8895765154
- E-mail id ✉️ – prithwiraj.abpsbhubaneswar@gmail.com

Dear Parents,

Greetings from The Aditya Birla Public School Bhubaneswar!

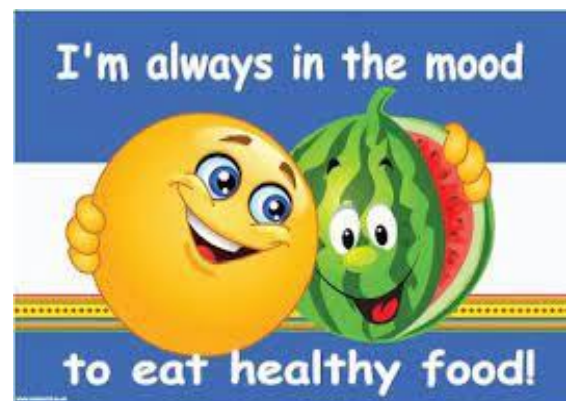
The children are required to bring the following things to school every day.

- The School Almanac
- Healthy snacks in the **Snack Box** and a **spill proof Water Bottle**
- Label all your ward's belongings to facilitate identification.
- A set of clothes in a labelled packet for change, if required.
- Two **Handkerchiefs**.
- Children should not come to school wearing valuable ornaments.
- The school shall not be responsible for any loss or theft of such items.

Your involvement can spark enthusiasm in your ward and help teach the most important lesson of all, that learning can be fun and is well worth the effort.



©DESIGNALII



FOR THE PARENTS

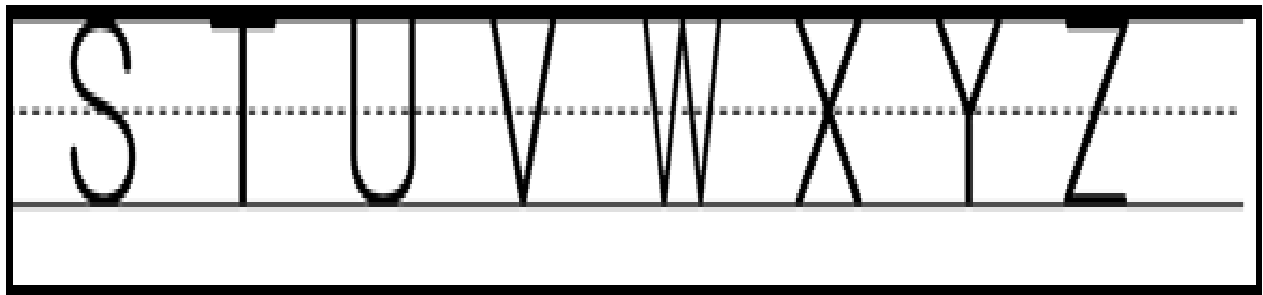
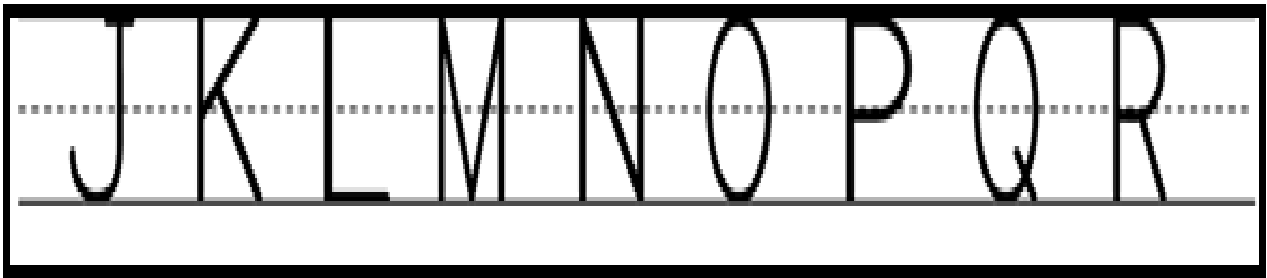
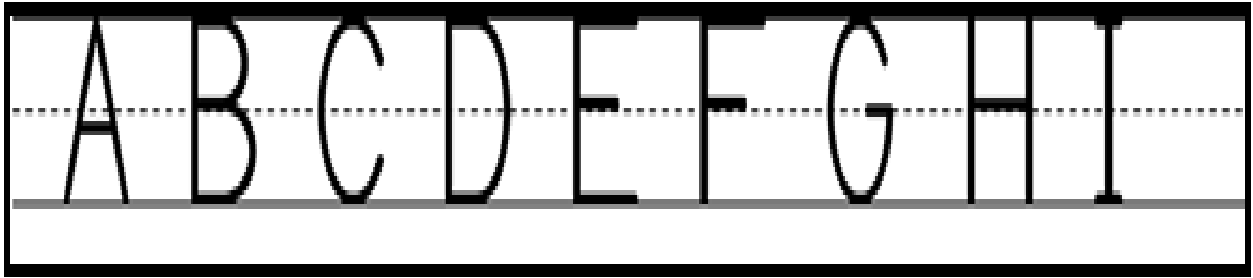
The Parents are requested to follow the prescribed LKG curriculum and help the child with revision work at home regularly.

Following activities can be adopted at home to facilitate the child in easy learning: -

- Story telling
- Picture book reading
- General awareness conversations
- Rhyme recitation
- Educational games
- Art/ craft related activities
- Clay modelling etc.



CAPITAL LETTERS



Small Letters

a b c d

e f g h i

j k l m

n o p q

r s t u v

w x y z

CURSIVE LETTERS

a b c d e f g h i j

k l m n o p q r s t

u v w x y z



COLOUR THE PICTURES









OUR TEXT BOOKS






SL NO	SUBJECT	TEXT BOOK	PUBLISHER
1	ENGLISH	1. Wonder Box (Course book and work book) 2. Wonder Box (Rhymes) 3. Wonder Box (Stories)	Oxford University Press
		Graded Cursive Writing Book- B	Macmillan
2	MATHS	1. Wonder Box (Course book and work book)	Oxford University Press
3	GENERAL AWARENESS	1. Wonder Box (Course book and work book)	Oxford University Press
4	HINDI	Shabd Gyan	Full Marks
5	Art and Craft	Wonder Box Art and Craft	Oxford University Press





OUR TEXT BOOKS







Alphabet Song with Phonetics

I spy with my little eye something beginning with A and the sound is a-/a!/ for ant angry ant. I see an angry ant that's what begins with A.

B says /b!/ - for busy bee

C says /k!/ - for curly crisp

D says /d!/ - for dancing doll

E says /e!/ - for Easter egg

F says /f!/ - for freckled frog

G says /g!/ - for goat on the grass

H says /h!/ - for hat on a hook

I says /i!/ - for itchy insect

J says /j!/ - for juice in a jug

K says /k!/ - for kettle in the kitchen

L says /l!/ - for light in the lamp

M says /m!/ - for milking maid

N says /n!/ - for nine nippy newts

O says /k!/ - for obstinate ox

P says /p!/ - for penny purse

Q says /q!/ - for quiet queen

R says /r!/ - for ruby ring

S says /s!/ - for spade and sand

T says /t!/ - for train and track





















U says /u!/ - for umbrella and up








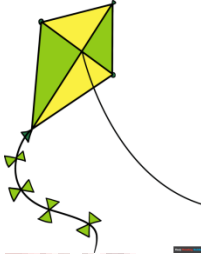
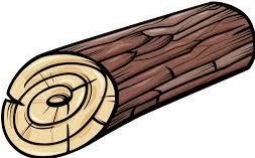



V says /v!/ - for van and village















W says /w!/ - for wizard and wand

X says /x!/ - for fox and box

Z says /z!/ - for zebra

A	 <p>a for apple</p>	 <p>a for ant</p>
B	  <p>b for bat</p>	 <p>b for ball</p>
C	  <p>c for cat</p>	 <p>c for cup</p>
D	  <p>d for duck</p>	 <p>d for doll</p>
E	  <p>e for egg</p>	 <p>e for elephant</p>
F	  <p>f for fan</p>	 <p>f for fish</p>
G	  <p>g for grapes</p>	 <p>g for goat</p>

H	 <p>h for hen</p>	 <p>h for helicopter</p>
I	 <p>i for inkpot</p>	 <p>i for ice-cream</p>
J	 <p>j for jug</p>	 <p>j for joker</p>
K	 <p>k for king</p>	 <p>k for kite</p>
L	 <p>l for log</p>	 <p>l for lion</p>
M	 <p>m for mug</p>	 <p>m for mango</p>

N	 <p>n for net</p>	 <p>n for nose</p>
O	 <p>o for orange</p>	 <p>o for octopus</p>
P	 <p>p for pen</p>	 <p>p for parrot</p>
Q	 <p>q for queen</p>	 <p>q for quill</p>
R	 <p>r for rat</p>	 <p>r for rose</p>
S	 <p>s for sun</p>	 <p>s for star</p>
T	 <p>t for tub</p>	 <p>t for tortoise</p>

U	 <p>u for umbrella</p>	 <p>u for unicorn</p>
V	 <p>v for van</p>	 <p>v for violin</p>
W	 <p>w for wall</p>	 <p>w for watch</p>
X	 <p>x for x-mas tree</p>	 <p>x for xylophone</p>
Y	 <p>y for yacht</p>	 <p>y for yarn</p>
Z	 <p>z for zip</p>	 <p>z for zebra</p>



“If a child cannot learn in the way we teach, we must teach in a way the child can learn.”

- Unknown



Aims and Objectives

The curriculum developed for Classes Play class to UKG aims at helping the child to unfold his/her talents, to facilitate and guide the child to sharpen his mental and physical abilities. It helps to enhance the learning, speaking, writing and listening skills of the child.

The programme is based on a child - centred approach where in through play-way the basic concepts are taught. The main emphasis is placed on the child's experiences and interaction.

A typical day in Classes Play Group to UKG starts with the morning prayer followed by a 15 minutes free/ general conversation session during which the children will get an opportunity to share their experiences at home and outside the school. During this time, major news items at national level as well as the school and family related issues will be discussed.

At the end of each day, 15 minutes will be devoted to rhyme and story-telling sessions. A general conversation based on the topic of the month is also done. The general conversation also includes moral education, vocabulary building and other relevant topics.

All the festivals will be discussed with the children as and when they occur. How and why they are celebrated will be discussed along with their significance. The syllabus thus aims at an all round personality development to guide the child to develop himself as a better human being.





SUBJECT	CONCEPT
ENGLISH (Written and Oral)	Page no -13 to 17(WBB) Page no-7 to 18 (WB) 1. Lets revise the letter, sounds, revise the short vowel sounds. 2. Blends 3. Short vowel sounds 'a' 4. learning the phonetic sounds
CONVERSATION	Myself
RHYMES	1. The moon comes up' – English 2. The Rainbow
MATHS (Written and Oral)	Page no-15 to 27(WBB) and Page no- 7 to 14 (WB) 1. Revision – Oral – a warm up, Sorting I know the numbers, Trace the numbers. 2. Number 1 to 10, Bigger and smaller number, Grouping, Matching 3.Integrated Activity
GENERAL AWARENESS	1. Me and my family 2. My body
HINDI (Written and Oral)	Page no-5 to 13– Wonder Box (Hindi Course Book) (शब्द ज्ञान) 1. आइये दोहराइये (स्वर एवं व्यंजन)
ART & CRAFT	1. Mango, Apple, Ice-cream, Umbrella.
ACTIVITY	1. Colouring the picture 2. Count and colour 3. Count using Rajma seeds/ice-cream sticks 4. Visual display of vegetables/fruits/flowers 5. Story – The School Garden



SUBJECT	CONCEPT
ENGLISH (Written and Oral)	Page no-18 to 32 and 32 to 38(WBB) and Page no-19 to 40 (WB) 1. Short vowel sound 'a' 2. Short vowel sounds 'i', 'o', and 'e'
CONVERSATION	1. How to spend my holidays 2. How I spend my holidays
RHYMES	1. The Muffin Man 2. Shapes 3. Ten Little fingers
MATHS (Written and Oral)	Page no-28 to 58 (WBB) Page no-16, to 20 and 21(WB) 1. More and Less 2. Bigger and Smaller 3. We are the least 4. We are the biggest 5. Greater than, less than, equal to 6. Ordering by size and weight
GENERAL AWARENESS	1. My House 2. My School
HINDI (Written and Oral)	Page no-14 to 21 1. 1.Revision of 'swar' and 'vyanjan' 2. दो वर्णों वाले शब्द
ART & CRAFT	1. Colouring vegetables, fruits and flowers 2. Sun 3. Trees
ACTIVITY	1. Number counting 2. Backward numbers 3. Concept of after and before 4. Story – Golden Words

July

SUBJECT	CONCEPT
ENGLISH (Written and Oral)	Page no-52 and 53(WBB)and page no -41 to 50(WB) 1.Short vowel sound 'u' 2.Revision of 'a', 'e', 'i', 'o', 'u' 3.Position word(Where are you)
CONVERSATION	1. My school
RHYMES	1. Hickory Dickory Doe 2. I hop, I Jump 3. I am little showman
MATHS (Written and Oral)	Page no-30 to 33 (WB) and Page no-23 to33(WB) 1.Before After 2.Different ways to make a number 3 Number Names – 1 to 10
GENERAL AWARENESS	1. I love to dress up 2. I take care of myself
HINDI (Written and Oral)	Page no-22 to 30 and 31 to 39 1. तीन वर्णों वाले शब्द 1. चार वर्णों वाले शब्द 2. आइये पढ़िए
ART & CRAFT	1. Hut 2. Rath Yatra 3. Fish 4. Rainy Season 5. Palm print (making hen)
ACTIVITY	1. Concept of after, before and between 2. Colouring vegetables, fruits and flowers 3. Backward counting 4. Activity sheet 5. Story – Colouring the Den

August

SUBJECT	CONCEPT
ENGLISH (Written and Oral)	Page no-54 to 56 (WBB)and Page no-51 TO 52(WB) 1.One Many 2.This or That
CONVERSATION	1. Rainy day 2. Independence day 3. Raksha Bandhan
RHYMES	1. Rain rain go away 2. Barsaayi cham chamcham 3. Water 4. The Mango Tree 5. Five fat peas
MATHS (Written and Oral)	Page no-52 Shapes 1. Revision of 1 to 10 (Number Names) 2. 11 to 20 (Number Names) 3. Counting in Tens
GENERAL AWARENESS	1. I love my food 2. Seasons 3. Calender Activity
HINDI (Written and Oral)	Page no- 43 to 44, 45 to 48 1. मात्रा ज्ञान 'आ' की मात्रा 2. मात्रा ज्ञान 'इ' की मात्रा 3. मात्रा ज्ञान 'ई' की मात्रा
ART & CRAFT	1. Making a Rakhi 2. Making dahihandi for Janmashtmi 3. Making a National Flag
ACTIVITY	1. Number names 2. Count and write 3. Skip counting 4. Bundle counting 5. Story – The Tiger and the Cows



SUBJECT	CONCEPT
ENGLISH (Written and Oral)	Page no-58,66 and 68(WBB) and Page no-53,63,64 to 67(WB) 1. Sound Units 2. Rhyming Words 3. Action Words
CONVERSATION	1. Teachers day
RHYMES	1. This little pup 2. Tail shop
MATHS (Written and Oral)	Page no-74(WBB) and Page no-48 to 49(WB) 1.Ordinal numbers and Ordering 2.Revision
GENERAL AWARENESS	1. I love to play 2. I love to travel 3. Safety
HINDI (Written and Oral)	Page no-49 to 52 1. मात्रा ज्ञान 'उ' की मात्रा 2. मात्रा ज्ञान 'ऊ' की मात्रा
ART & CRAFT	1. My school 2. My classroom 3. People who help us 4. Safety rules
ACTIVITY	1. Position words (on, in, under, at) 2. Concept of greater than, smaller than and equal to 3. Colouring and matching



SUBJECT	CONCEPT
ENGLISH (Written and Oral)	Page no-60 to 63 (WBB) Page no-58 and 61(WB) 1. Long vowel sounds 'ee' and 'oo' sound words 2. 'ch' words 3. 'sh' words
CONVERSATION	1. Mahatama Gandhi 2. Lal Bahadur Shastri 3. Dussehra
RHYMES	1. Rat-a-tat-flagt 2. Old king café
MATHS (Written and Oral)	Page no-58 to 63(WBB) and 80 to 83(WB) 1. Addition 2. Revision of Number Names
GENERAL AWARENESS	1. Good Citizenship 2. The green world around us 3. Living and Non-living things
HINDI (Written and Oral)	Page no- 53 to 58 1. मात्राज्ञान 'ऋ' कीमात्रा 2. मात्राज्ञान 'ए' कीमात्रा 3. मात्राज्ञान 'ऐ' कीमात्रा
ART & CRAFT	1. Gandhi Jayanti 2. Dussehra 3. Colouring of Gandhi Ji picture 4. Colouring of Goddess Durga
ACTIVITY	1. Collect pictures of living and non-living things 2. Use of 'and' 3. These-That 4. Count and write 5. Story – The Kind Fisherman

November



SUBJECT	CONCEPT
ENGLISH (Written and Oral)	Page no-64 to 65 (WBB) and Page no- 61 (WB) 1. 'th' sound words 2. 'wh' sound words 3. Revision of 'ch', 'sh', 'th', 'wh' words.
CONVERSATION	1. Diwali 2. Children's day
RHYMES	1. The farmer in the bell 2. Sing a song of six pence
MATHS (Written and Oral)	Page no-84 to 91(WBB) and 64to 70(WB) 1. Subtraction 2. Time
GENERAL AWARENESS	1. Birds and Insects 2. Our Animal wealth
HINDI (Written and Oral)	Page no-59 to 62 1. मात्रा ज्ञान 'ओ' की मात्रा 2. मात्रा ज्ञान 'औ' की मात्रा
ART & CRAFT	1. Colouring and making of lamp 2. Diya colouring
ACTIVITY	1. Kindness day 2. Addition by picture counting 3. Skip counting 4. 2, 5, 10

DECEMBER

SUBJECT	CONCEPT
ENGLISH (Written and Oral)	Page no-59 and 69 (WBB) and Page no-55 and 68(WB) 1. Colours 2. 'th' and 'wh' 3. Opposites
CONVERSATION	1. Know about Christmas
RHYMES	1. Out in the Garden
MATHS (Written and Oral)	Page no-78 and 79 to 54(WBB) Page no-52 to 54(WB) 1. Addition 2. Measurement
GENERAL AWARENESS	1. Community Helpers 2. Air around us
HINDI (Written and Oral)	1. Revision of ऋ, ए, ऐ, ओ, औ
ART & CRAFT	1. Winter season 2. Activity related to Christmas
ACTIVITY	1. Make the pupils do different actions 2. Opposites 3. Yes/No 4. Story – The Farmer and his Sons

JANUARY

SUBJECT	CONCEPT
ENGLISH (Written and Oral)	<ol style="list-style-type: none"> 1. Spelling Test (Revision) 2. Project work 3. Reading Paragraphs 4. Sentence bulinding
CONVERSATION	<ol style="list-style-type: none"> 1. Republic Day 2. Saraswati Pooja
RHYMES	<ol style="list-style-type: none"> 1. The move we get together 2. Hey Diddle Diddle
MATHS (Written and Oral)	Page no-84 to 86 and 92 to 96(WBB) Page no-64,65(WB) <ol style="list-style-type: none"> 1. Time 2. Patterns
GENERAL AWARENESS	<ol style="list-style-type: none"> 1. Water 2. Reuse and Recycle
HINDI (Written and Oral)	<ol style="list-style-type: none"> 1. Revision Time 2. मात्रा ज्ञान(Revision)
ART & CRAFT	<ol style="list-style-type: none"> 1. Makar Sakranti 2. Paper folding work
ACTIVITY	<ol style="list-style-type: none"> 1. Make a clock 2. Collect pictures of means of transport (chart making) 3. Colouring pictures 4. Story – Dasu and Sabu

February

SUBJECT	CONCEPT
ENGLISH (Written and Oral)	<ol style="list-style-type: none"> 1. Revision time 2. Sentence building 3. Rhyming words 4. Reading paragraphs
CONVERSATION	<ol style="list-style-type: none"> 1. About my good habit and manners
RHYMES	<ol style="list-style-type: none"> 1. Five little ducks 2. Old Mc Donald 3. Star Light Star Bright
MATHS (Written and Oral)	<ol style="list-style-type: none"> 1. Fun activity using different shapes 2. Revision counting 3. Revision of number names and ordinal numbers
GENERAL AWARENESS	<ol style="list-style-type: none"> 1. Our Country 2. Animal sound 3. Babies of animals
HINDI (Written and Oral)	Revision of all chapters.
ART & CRAFT	<ol style="list-style-type: none"> 1. Own choice 2. Revision
ACTIVITY	<ol style="list-style-type: none"> 1. Story – The Tortoise and the Cranes

THE ADITYA BIRLA PUBLIC SCHOOL BHUBANESWAR

ASSESSMENT PATTERN

SESSION 2023-24

CLASS- UKG		
ASSESSMENT-I	ASSESSMENT-II	ASSESSMENT-III
September	November	March
50 Marks	50 Marks	50 Marks
Written - 25 Marks	Written - 25 Marks	Written - 25 Marks
Oral- 25 Marks	Oral- 25 Marks	Oral- 25 Marks



INTRA CLASS ACTIVITY SCHEDULE FOR PPW

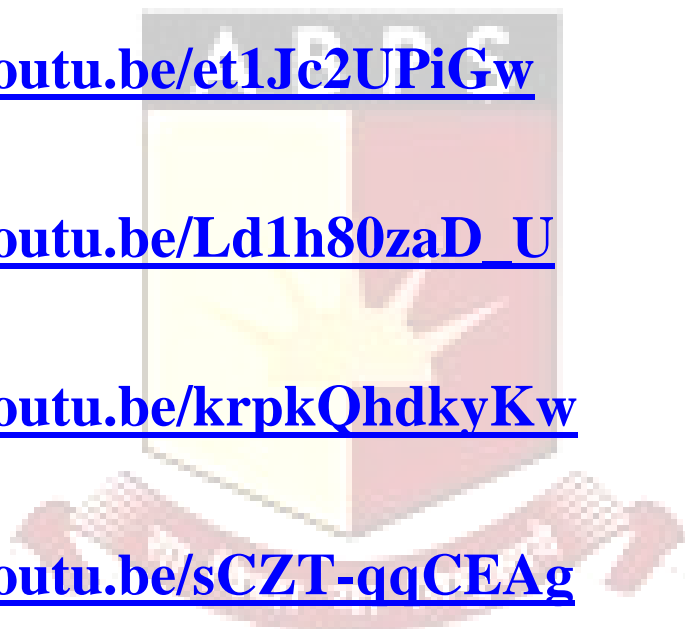
SESSION 2023-24

CLASS- UKG

SL NO.	Name of the Activity	Date	Day
1	Green Day celebration/ Earth Day	21.04.2023	Friday
2	Alphabet Day	29.04.2023	Saturday
3	Mother's Day	12.05.2023	Friday
4	Father's Day	17.06.2023	Wednesday
5	Sanskrit Shloka	24.06.2023	Saturday
6	Van Mahotsav Day	08.07.2023	Saturday
7	Hindi Rhymes Recitation	12.07.2023	Wednesday
8	Blue Day (Rainbow Regalia)	15.07.2023	Saturday
9	English Rhymes Recitation	09.08.2023	Wednesday
10	Sports and Fitness Week	23.08.2023 to 29.08.2023	Wednesday to Tuesday
11	Fruits day Celebration	02.09.2023	Saturday
12	Teacher's Day and Janmashtami	05.09.2023	Tuesday
13	Yellow Day Celebration	16.09.2023	Saturday
14	World Food Day	16.10.2023	Monday
15	English Story Telling	01.11.2023	Wednesday
16	Orange Day	11.11.2023	Saturday
17	Children's Day(Fancy Dress)	14.11.2023	Tuesday
18	Hindi Story Telling(Kahe Kahani)	02.12.2023	Saturday
19	Community helpers day	16.12.2023	Saturday
20	Red Day(Christmas Celebration)	23.12.2023	Saturday
21	Grand Parents Day	06.01.2024	Saturday
22	Pink Day Celebration	20.01.2024	Saturday
23	Mother Language Day Celebration	21.02.2024	Wednesday

Our e-library

1. <https://youtu.be/71h8MZshGSs>
2. <https://youtu.be/FbiKNOIG6KA>
3. <https://youtu.be/oT8Spbv4y3s>
4. <https://youtu.be/et1Jc2UPiGw>
5. https://youtu.be/Ld1h80zaD_U
6. <https://youtu.be/krpkQhdKyKw>
7. <https://youtu.be/sCZT-qqCEAg>
8. <https://youtu.be/1PbfeKoyDec>
9. <https://youtu.be/g-RO8qrsWAM>
10. <https://youtu.be/BaO1E21SpkI>



**THE ADITYA BIRLA PUBLIC SCHOOL
BHUBANESWAR**

**LIST OF HOLIDAYS
April 2023 - March 2024**

Sl. No.	Occasion	No of Days	Month	Day	Date
1.	Utkal Divas	0	April	Sat	01.04.2023
2.	Good Friday	1	April	Fri	07.04.2023
3.	Ambedkar Jayanti	1	April	Fri	14.04.2023
4.	Id-ul-Fitr	1	April	Sat	22.04.2023
5.	Buddha Purnima	1	May	Fri	05.05.2023
6.	Rath Yatra	1	June	Tue	20.06.2023
7.	Id-ul-Zuha	1	June	Thu	29.06.2023
8.	Muharram	1	July	Sat	29.07.2023
9.	Independence Day	0	August	Tue	15.08.2023
10.	Raksha Bandhan	1	August	Wed	30.08.2023
11.	Teacher's Day	0	Sept.	Tue	05.09.2023
12.	Krishna Janmashtami	1	Sept.	Wed	06.09.2023
13.	Ganesh Chaturthi	1	Sept.	Tue	19.09.2023
14.	Nuakhai	1	Sept.	Wed	20.09.2023
15.	Id-e-Milad	1	Sept.	Thu	28.09.2023
16.	Gandhi Jayanti	0	October	Mon	02.10.2023
17.	Kumar Purnima	1	October	Sat	28.10.2023
18.	Deepawali	1	November	Sun	12.11.2023
19.	Govardhan Puja	1	November	Mon	13.11.2023
20.	Children's Day	0	November	Tue	14.11.2023
21.	Guru Nanak Jayanti	1	November	Mon	27.11.2023
22.	Prathamastami	1	December	Tue	05.12.2023
23.	Makar Sankranti	1	January	Mon	15.01.2024
24.	Netaji Jayanti	1	January	Tue	23.01.2024
25.	Republic Day	1	January	Fri	26.01.2024
26.	Saraswati Puja	0	February	Wed	14.02.2024
27.	Mahashivratri	1	March	Fri	08.03.2024
28.	Holi	1	March	Mon	25.03.2024

Note:

1. Extra classes for Class- X and XII will be conducted during the winter break.
2. Islamic holidays are subject to appearance of the moon.
3. SL No. 1, 9, 11, 16, 20, 24, 25 & 26 will be celebrated in the school

VACATIONS & BREAKS

S. No.	Vacation	Starts	Ends	School Reopens	No of Days
1.	Summer Break	22.05.2023	15.06.2023	16.06.2023	25
2.	Autumn Break	21.10.2023	25.10.2023	26.10.2023	05
3.	Winter Break	25.12.2023	01.01.2024	02.01.2024	08



PRAYER BEFORE FOOD

Thank you God for the world so sweet,
Thank you God for the food we eat,
Thank you God for the birds that sing,
Thank you God for the everything.

PRAYER AFTER CLASS

O my God, teach me to love you with all my heart.
Help me to fight on the times of temptation and when I feel afraid.
Bless me with knowledge and understanding.
Bless my country, my teachers, my brothers, sisters and friends.



सर्वधर्मप्रार्थना

ॐ ततसतश्रीनारायणतूपुरुषोत्तमगुरुतू,
सिद्धबुद्धतू, स्कन्दविनायकसवितापावकतू,
ब्रह्ममजदतू, यहवशक्तितू, ईशपिताप्रभुतू,
रुद्रविष्णुतू, रामकृष्णतू, रहीमताओतू,
वासुदेवगोविश्वरूपतू, चिदानंदहरितू,
अद्वितीयतू, अकालनिर्भय, आत्मलिंगशिवतू,

ॐ ततसतश्रीनारायणतू- 3



प्रार्थना

पितुमातुसहायकस्वामीसखा
तुमहीएकनाथहमारेहो
जिनकेकछुऔरआधारनहीं
तिनकेतुमहीरखवारेहो
प्रतिपालकरोसिगरेजगको
अतिशयकरुणाउरधारेहो
भूलेहैंहमतुमकोतुमतो
हमरीसुधिनाहिबिसारेहो



Manners Songs and Poems

Magic Words

There are three little magic words
That will open any door with ease
Two little words are "Thank you!"
And the other little word is "Please!"

ABPS Manners

We say, "Thank you."
We say, "Please."
We don't interrupt or tease.
We don't argue. We don't fuss.
We listen when folks talk to us.
We share our toys and take our turn.
Good manners aren't too hard to learn.
It's really easy, when you find.
Good manners means
JUST BEING KIND!

Getting Along (rhyme)

We know how to get along
Every single day.
We take turns and share a lot
While we work and play.

Share your Toys (sung to row, row, row your boat)

Share, Share, share your toys,
Share them with your friends
It's so much fun to share your toys,
Sharing has no end.

