

# THE ADITYA BIRLA PUBLIC SCHOOL BHUBANESWAR



ADITYA BIRLA GROUP



For admissions contact-6370774005, 7978492354

Email- [tabpsbbsr@gmail.com](mailto:tabpsbbsr@gmail.com)

## Contact Details of the Subject Teachers

Subject Teachers	Subject	Contact Number
Ms. Regina Singh	English	7978844957
Ms. Mamata Raj	Odia & EVS	9692529398
Ms. Geeta Singh	Sanskrit	9011197568
Meera Pandey	Hindi	9027247048
Ms. Kumari Madhuri	Maths & EVS	7870095935
Ms. Suman Sudha Prusty	Computer Science	9778499343

### **Did You Know?**

- **The dot over letter *i* and *j* is called tittle.**
- **Octopuses have blue blood, nine brains and three hearts.**
- **Four is the only number that is spelt with the same number of letters as the number itself.**
- **Jupiter is the fastest spinning planet in the solar system.**

**THE ADITYA BIRLA PUBLIC SCHOOL BHUBANESWAR**  
**SUMMER HOLIDAY HOME WORK**  
**SESSION: 2023-24**  
**CLASS: I**

**SUBJECT: ENGLISH**


<b>Written Work</b>	<p>1) Summer is a time for fun. List five things that you would like to do this summer. Example: gardening, singing, dancing, collecting stamps, reading story books.....etc.</p> <p>2) Cursive writing- Do pg no 12, 13, 19</p>
<b>Activity</b>	<p>Read the given stories:</p> <p><a href="https://storyweaver.org.in/stories/446500-leela-learns-to-ride">https://storyweaver.org.in/stories/446500-leela-learns-to-ride</a></p> <p><a href="https://storyweaver.org.in/stories/15058-i-like-to-read">https://storyweaver.org.in/stories/15058-i-like-to-read</a></p> <p><a href="https://storyweaver.org.in/stories/14511-see-you-tomorrow">https://storyweaver.org.in/stories/14511-see-you-tomorrow</a></p>
<b>Model /Project</b>	<p>Stick a family photo and write five lines about your family in your English copy.</p>

**SUBJECT:HINDI**

<b>Written Work</b>	<p>अपने वितान पुस्तक की सहायता से आ की मात्रा वाले शब्द को लिखना (20)</p>
<b>Activity</b>	<p>अपना पूरा परिचय (मौखिक)</p>
<b>Model /Project</b>	<p>उन फलों के चित्र बनायें एवं नाम लिखें जिन्हे आपने गर्मी की छुट्टियों में खाये</p>

**“Don't take rest after your first victory because if you fail in second, more lips are waiting to say that your first victory was just luck.”**


SUBJECT:ODIA

<b>Written Work</b>	<p>1. 'ଅ' ଠାରୁ 'ଶ' ପର୍ଯ୍ୟନ୍ତ ଲେଖ ।</p> <p>2. କ୍ରମ ଅନୁସାରେ ସଜାଡ଼ି ଲେଖ :-</p> <p>i) ଇ ଆ ଇ ଉ ଅ :- .....</p> <p>ii) ଗ ଖ ଙ କ ଘ :- .....</p> <p>iii) ଝ ଞ ଣ କ ଚ :- .....</p>
<b>Activity</b>	<p>ଚିତ୍ର ରେ ରଙ୍ଗ ଦିଅ :-</p> 
<b>Model /Project</b>	<p>ପାଞ୍ଚଟି ଲେଖାଏଁ ଫୁଲ ଓ ଫଳ ର ଚିତ୍ର ଓଡ଼ିଆ ଖାତାରେ ଲଗାଅ । ( Paste picture of 5 fruits and flowers in Odia copy.)</p>


SUBJECT: SANSKRIT

<b>Written Work</b>	<p>क्रम से लिखें -</p> <p>I. ऋ अ ई ऊ आ उ इ अः ऐ ओ ए अं औ</p> <p>II. पहले वाले अक्षर लिखें -</p> <p>-----आ -----ई -----ऊ -----ऐ -----औ-----अः</p>
<b>Activity</b>	<p>दिए गए चित्र को पहचान कर उसके नाम का पहला अक्षर लिखें और चित्र में रंग भरें -</p>



	
<b>Model /Project</b>	किन्हीं पाँच पशुओं के चित्र चिपकाइए ।

**SUBJECT:MATHEMATICS**

<b>Written Work</b>	Make a ' My table book ' and write tables ( 1 to 5 ) and decorate it.
<b>Activity</b>	<p>Do activities based on comparison of objects as shown below :</p> <div data-bbox="513 1137 1046 1630" data-label="Image">  </div> <p>Note: Collect pictures from old newspapers or magazine and paste on A4 size paper. ( You can prepare any number of sheets.)</p>
<b>Model /Project</b>	Prepare the number crown (refer to the picture given below). And write last digit of your roll no. on the crow (eg. If you have roll no. 23 then write 3 on it.)

“It Is Very Easy to Defeat Someone, But It Is Very Hard to Win Someone”




**SUBJECT: EVS**

<p><b>Written Work</b></p>	<p><b>Complete the given worksheet.</b></p> <div style="text-align: center; margin: 10px 0;"> <p><i>All About Me</i></p> <div style="border: 1px dashed blue; border-radius: 15px; padding: 10px; width: fit-content; margin: 0 auto;"> <p>My name is _____</p> <p>Today is _____</p> <p>I am in _____ Grade</p> </div> <div style="border: 1px dashed orange; border-radius: 15px; padding: 10px; width: fit-content; margin: 10px auto;"> <p>My English teacher is _____</p> <p>My favorite color is _____</p> <p>My favorite food is _____</p> <p>My best friend is _____</p> </div> <div style="border: 1px dashed green; border-radius: 15px; padding: 10px; width: fit-content; margin: 10px auto;"> <p><i>My Goals</i></p> <p>I can't wait to learn about _____</p> <p>I want to get better at _____</p> </div> </div>
<p><b>Activity</b></p>	<p>Draw a house using geometrical shapes in your EVS copy.</p>
<p><b>Model /Project</b></p>	<p>Make a collage on ' Good Habits'</p>

If you fail, never give up because F.A.I.L. means "first Attempt In Learning"

— A.P.J. Abdul Kalam

**SUBJECT: COMPUTER SCIENCE**

<b>Written Work</b>	Write the name of any ten machines. Write (O) if it is found outside your home and (I) if it is found inside your home.
<b>Activity</b>	Count the number of computers in the room and write in number as well as in words 
<b>Model /Project</b>	In a chart paper draw the parts of a computer and colour it nicely.

*"I have to study myself in actuality – as I am, not as I wish to be." – J. Krishnamurti*