

# THE ADITYA BIRLA PUBLIC SCHOOL BHUBANESWAR



ADITYA BIRLA GROUP



## **SUMMER HOLIDAY HOMEWORK PLAY CLASS**



For admissions contact-6370774005, 7978492354

Email- [tabpsbbsr@gmail.com](mailto:tabpsbbsr@gmail.com)

# SEE AND LEARN



Things we love to do in Summer



Go to the Beach



Having favourite drink



Holding my Umbrella



Eating our favourite fruits.....

Play gives children a chance to practice what they are learning.



# Fun activities we love in summer



Fetching water for thirsty birds



Plant a sapling



Watering the Plants



Swimming



Painting

The greatest gift you can give your children are the roots of responsibility & this wings of Independence

*What I Love most about my*  
**HOME?**



Tell me and I forget. Teach me & I remember. Involve me & I learn.






# Mom's Kitchen



Kids don't remember what you try to teach them. They remember what you are.



**UTENSILS**



**GAS HOB**

**They may forget what you said but they will never forget how you made them feel.**



***VEGETABLE  
BASKET***



***FRUIT BASKET***

**An apple a day keeps the doctor away.**





Study Table



Study Shelf



Table Lamp



A journey of thousand miles begins with a single step.



# MY LIVING ROOM



Sofa



Flower Vase



Television



News Paper

If you can dream it, you can do it.

**My**®

# Bedroom



Logic will take you from A to B. Imagination will take you everywhere.





**Bed**



**Wardrobe**



**Sofa**



**Side table**



# MEET MY PET



**Rabbit**



**Parrot**



**Cat**



**Dog**

Fall seven times, stand up eight.





**Flower Garden**



**Rose**



**Lotus**



**Marigold**

Nothing is particularly hard if you break it into small jobs.





## Vegetable Garden



Brinjal



Lady finger



Tomato



Carrot



Pumpkin

We must all face the choice between what is right and what is easy.



# My



## Kitchen Garden

Every family should have a kitchen garden.

The expert in anything was once a beginner.



**Coriander**



**Mint**



**Chilli**



**Bitter Gourd**



**Tomato**





# MySchool



*W*hen you  
*E*nter this  
*L*oving school  
*C*onsider yourself  
*O*ne of the special  
*M*embers of an  
*E*xtraordinary family

**ADDRESS:** THE ADITYA BIRLA PUBLIC SCHOOL  
12 Khata, Village- Nijigarh Kurki, Tehsil- Pipli,  
District- Puri, Bhubaneswar. Pin Code- 752050

**WEBSITE:** [www.abpsbhubaneswar.in](http://www.abpsbhubaneswar.in)

**E-MAIL:** [tabpsbbsr@gmail.com](mailto:tabpsbbsr@gmail.com)

It's okay not to know. It's not okay to not try.

## OUR SCHOOL LEADERS



MR. L. N. DASH  
(PRINCIPAL)



MR. NARSINGHA SAHU  
(ADMIN OFFICER)



MS. GEETA SINGH  
(CLASS TEACHER)



MS. MAMATA RAJ  
(SUBJECT TEACHER)

Anyone who has never made a mistake has never tried anything new.



# PICTURE GALLERY



**LIBRARY**




**CLASSROOM**



**AMPITHEATRE**



**AUDIO VISUAL HALL**




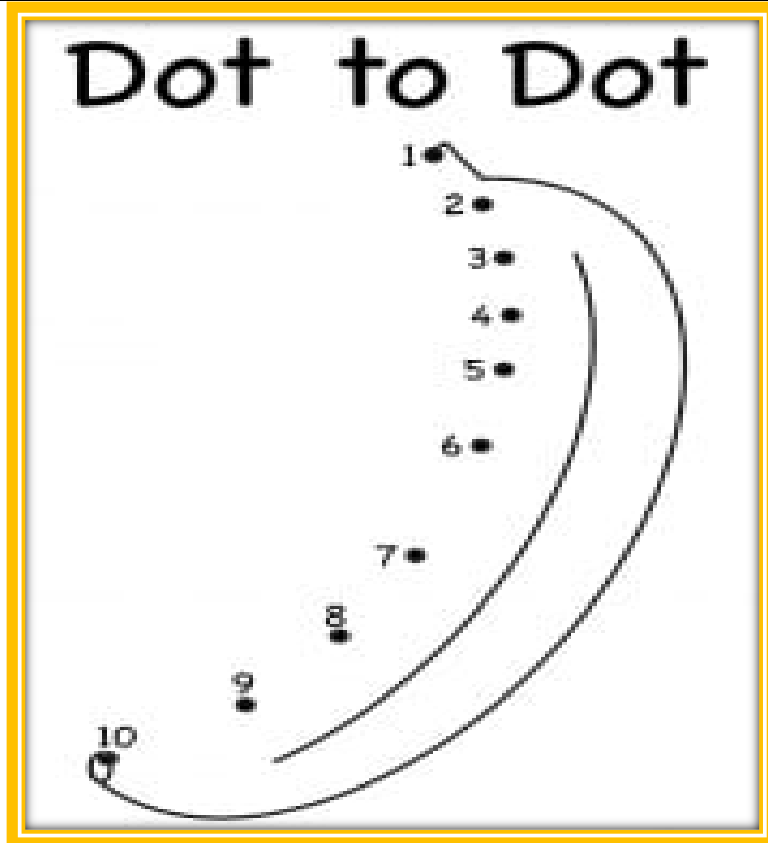
**PLAY ZONE**

Ability may get you to the top, but it takes character to keep you there.

**THE ADITYA BIRLA PUBLIC SCHOOL BHUBANESWAR**  
**SUMMER HOLIDAY HOME WORK**  
**SESSION: 2023-24**  
**PLAY CLASS**

**SUBJECT: ENGLISH**


**Written  
Work**







## Sleeping Lines

Join the dots to draw Sleeping Lines.



## Trace the lines



<b>Activity</b>	<a href="https://youtube.com/watch?v=-eCpYiYHHg&amp;feature=share">https://youtube.com/watch?v=-eCpYiYHHg&amp;feature=share</a> Watch the above video and learn the letters along with their words. <a href="https://youtube.com/watch?v=nVweLM3Y2bo&amp;feature=share">https://youtube.com/watch?v=nVweLM3Y2bo&amp;feature=share</a> Watch the above video and learn how to write standing line .
<b>Model /Project</b>	Draw a picture in a chart paper as given below:- 

**SUBJECT: RHYMES**

<b>Activity</b>	<a href="https://youtu.be/F4tHL8reNCs">https://youtu.be/F4tHL8reNCs</a> Watch the video and learn the rhyme.
-----------------	---



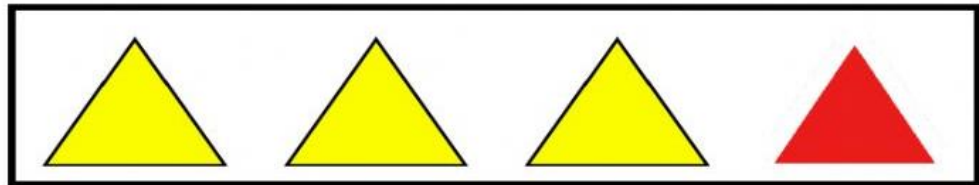


Always remember that you are absolutely unique. Just like everyone else.



# SUBJECT: MATHEMATICS

## Same and Different

❖ Look at the pictures in each row. Cross out (X) the picture that is different.



Written Work

Activity


Paste any two pictures in your mathematics notebook that are in the shape of a **Circle**.

Just one small possible thought in the morning can change your whole day.

## SUBJECT: ART AND CRAFT

Activity

Colouring the sun picture:-



Model /Project

“MY HAND PRINT”

On a chart paper Print your palm.

Example:





# MY CREATIONS

Dear

Students,

Please do any two of the following activities and bring these to the school on 16<sup>th</sup> June 2023.

- ❖ Craft work- Dabbing/ Tearing and Pasting/ Vegetable printing.
- ❖ Best out of waste- Make any small thing of your choice out of the waste materials.
- ❖ Germination- Take reference from the Internet and germinate any seed of your choice.



Opportunities don't happen, you create them.



**DO'S**



**DON'TS**



Each one can make a difference. Be kind...



## Prayer

### Guru Vandana



Gurur Brahma, Gurur Vishnu,  
Gurudevo Maheshwara  
Gurur Sakshat Param Bramha  
Tasmai Sri Gurve Namah

Thank you, Lord, for all your love  
Protect me from all harm,  
Bless my Teachers and Parents,  
Bless my School and help me with my school work  
too.

**Be you. There is no one better you can be.**